

Fiscal State of the University

Presentation to the Academic Senate

Fram Virjee
President

May 5, 2022



CALIFORNIA STATE UNIVERSITY
FULLERTON[™]



Fiscal State of the University

Presentation to the Academic Senate

Revised Draft 5/3/22

*Fram Virjee
President*

May 5, 2022



CALIFORNIA STATE UNIVERSITY
FULLERTON[™]

Governor's Multi-Year Budget Plan

For CSU:

- Original: \$140.4 million in **FY 2016-17** - Final Adopted: \$154.0 million
CSU Requested: \$241.7 million
- Original: \$157.2 million in **FY 2017-18** - Final Adopted: \$182.2 million
CSU Requested: \$324.9 million
- Original: \$92.1 million in **FY 2018-19** - Final Adopted: \$197.3 million
CSU Requested: \$263.0 million
- Original: \$300.25 million in **FY 2019-20** - Final Adopted: \$332.9 million
CSU Requested: \$456.0 million
- Original: \$199.0 million in **FY 2020-21** - Final Adopted: **-\$299.0** million
CSU Requested: \$563.8 million
- Original: \$144.5 million in **FY 2021-22** - Final Adopted: \$550.2 million
CSU Requested: \$556.0 million
- Original: \$304.1 million in **FY 2022-23** - **Final Adopted (TBD)**
CSU Requested: \$715.5 million

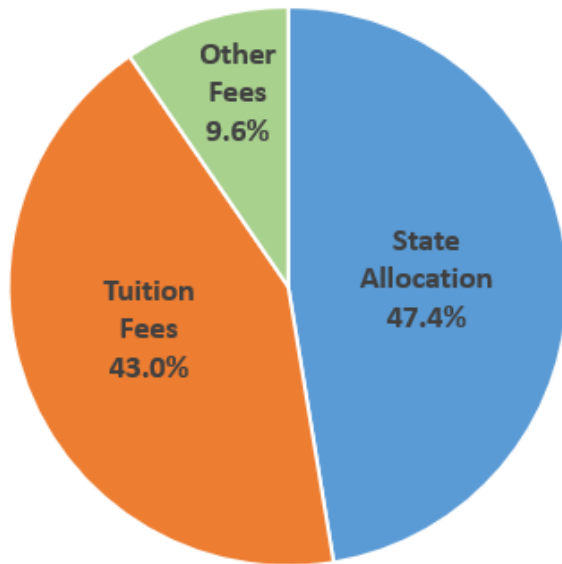
Governor's Multi-Year Budget Plan



FY 2021-22 Operating Fund Budget

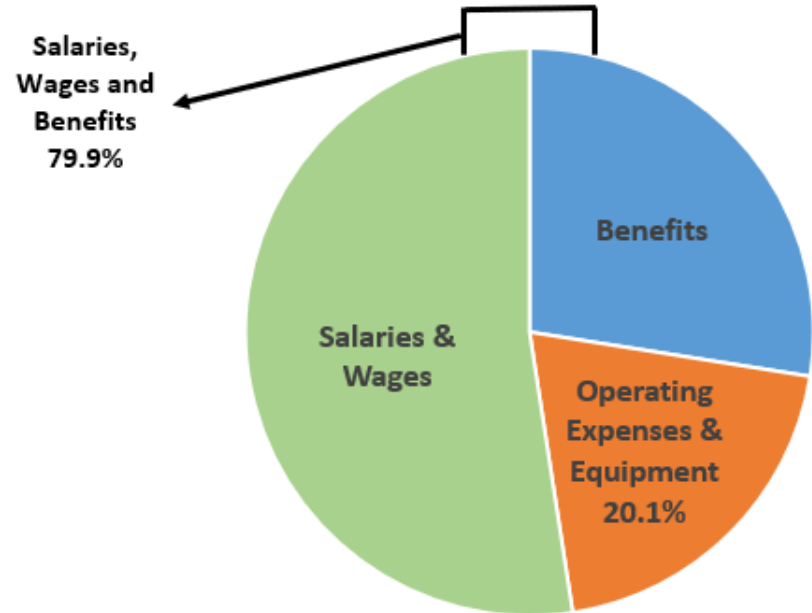
Total Budget (\$497.7M)

Revenue



Year	State Allocation	Tuition	Other
2020-21	44.0%	46.1%	9.9%
2019-20	45.9%	44.6%	9.5%
2018-19	43.0%	47.1%	9.9%
2017-18	39.8%	47.9%	12.3%

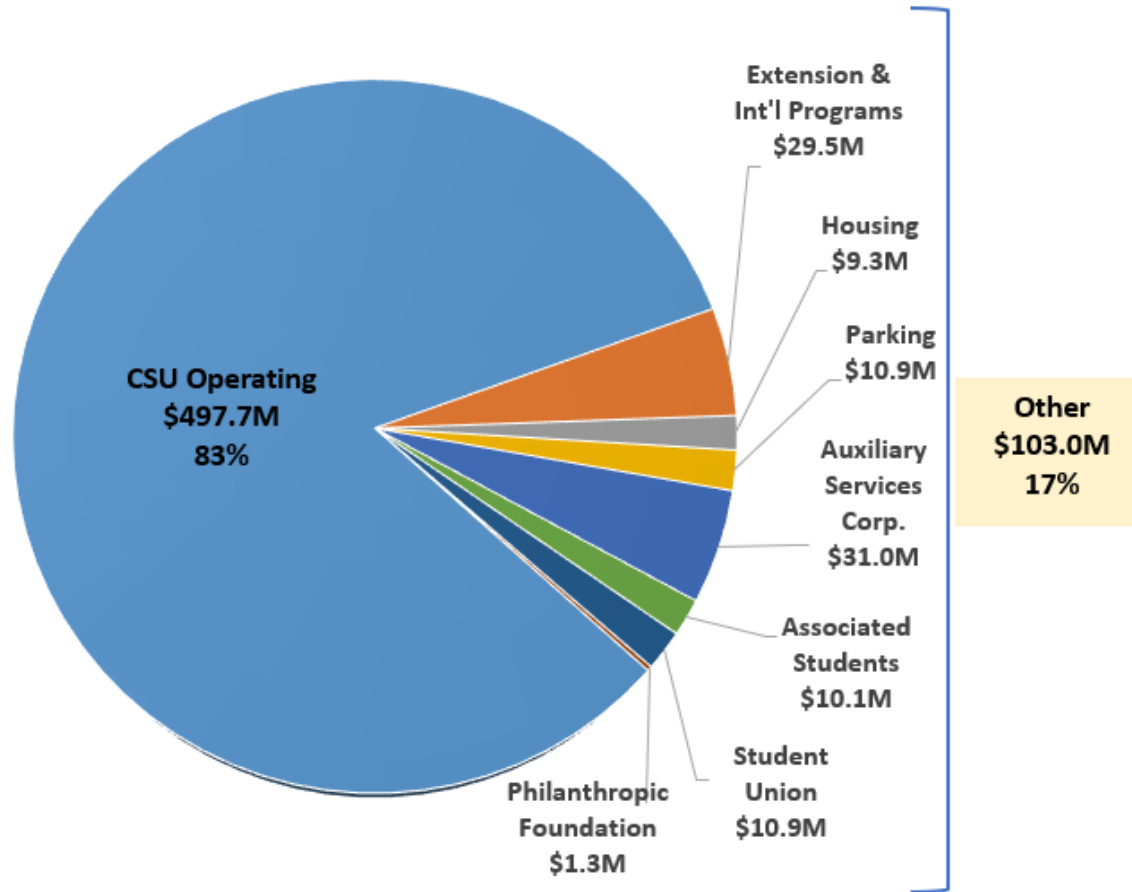
Expenditure



Year	S&W and Benefits	Oper Exp & Equip
2020-21	67.1%	32.9%
2019-20	70.5%	29.5%
2018-19	70.7%	29.3%
2017-18	68.1%	31.9%

FY 2021-22 Budget Consolidated

Total Campus Budget (\$600.7M)



FY 2021-22 Q3 Financial Performance

FY 2021-22 Core Operating Funds (Thru Q3)

Division	Baseline Budget	Revised Budget	Expenditures	Balance
Academic Affairs	156,281,731	268,618,428	197,181,397	71,437,032
Administration and Finance	23,674,319	39,725,578	31,621,779	8,103,799
HRDI	6,218,462	8,525,722	7,549,227	976,495
Information Technology	16,892,430	38,126,575	33,787,407	4,339,167
Office of the President	1,782,384	3,506,841	1,426,747	2,080,094
Student Affairs	27,129,101	60,904,309	35,425,089	25,479,219
University Advancement	8,395,203	16,792,178	10,836,727	5,955,451
University Wide	225,966,176	230,469,065	89,697,833	140,771,232
Total	\$ 466,339,808	\$ 666,668,695	\$ 407,526,206	\$ 259,142,489

Spent to Date: 61%

FY 21-22 vs 20-21 Expenditures (3rd Quarter)

Expenditure Category	FY 2021-22 (3rd Qtr)	FY 2020-21 (3rd Qtr)	Change (%)	FY 2020-21
Salaries and Wages	180,124,358	176,197,415	2%	235,145,073
Work Study	217,964	187,933	16%	-
Benefits	90,792,022	91,560,558	(1%)	122,677,502
Communications	635,099	1,089,656	(42%)	1,392,879
Utilities	6,536,522	5,653,295	16%	6,426,712
Travel	116,053	51,170	127%	58,457
Library Acquisitions	702,541	1,172,947	(40%)	2,833,744
Financial Aid	53,658,670	54,631,801	(2%)	58,006,744
Contractual Services	6,590,846	2,587,571	155%	2,781,956
Information Technology	15,148,650	7,237,406	109%	15,293,438
Equipment	1,862,664	638,003	192%	1,264,974
Misc. Operating Expenses	51,140,818	19,799,764	158%	12,326,566
Total	\$ 407,526,206	\$ 360,807,518	13%	\$ 458,208,046

Fiscal Year 2022-23

Budget Update

Budget Proposal for FY 2022-23

Recurring Funds

(in millions)

Budget Item	CSU Request	Governor's Budget	CSUF (Preliminary)
Resident Enrollment Growth	129.9	81.0	14.7
5% Support Operational Costs		211.1	7.7
Support Foster Youth Programs		12.0	-
Graduation Initiative 2025	75.0		
Student Basic Needs	20.0		
Bridging Equity Divide through Technology	75.0		
Salary & Benefits	223.3		
Academic Facilities & Infrastructure Needs	135.0		
Senate Bill 169 SUG Requirement	16.8		
Mandatory Costs	40.5		
Total	\$ 715.5	\$ 304.1	\$ 22.4

Governor’s Budget Proposal for FY 2022-23

One-Time Funds

(in millions)

Budget Item	CSU Request	Governor’s Budget	CSUF (Preliminary)
Deferred Maintenance & Energy	1,000.0	100.0	-
CSU Bakersfield Energy Innovation Center	-	83.0	-
CSU University Farms*	-	50.0	-
Total	\$ 1,000.0	\$ 233.0	\$ -

*Equipment & Infrastructure Improvements

HEERF

(Higher Education Emergency Relief Fund)

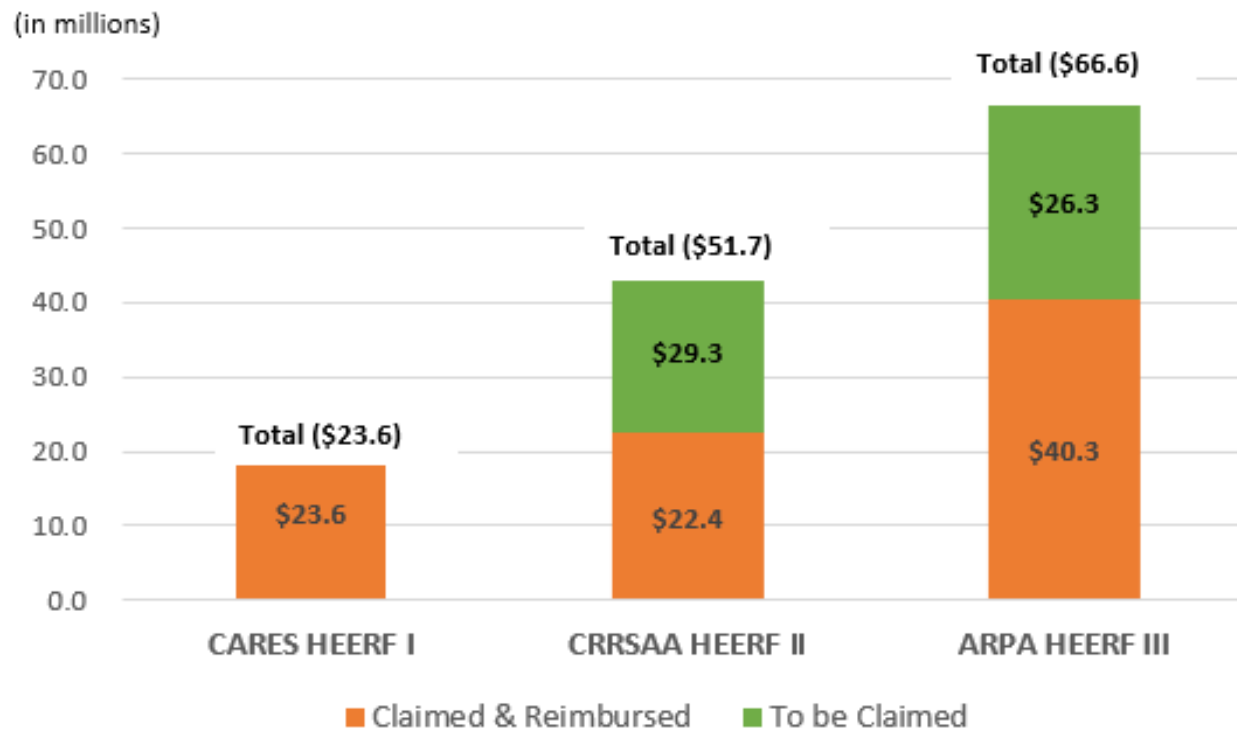
Update

Total HEERF Award (\$242.6M)

	Institutional Portion	Student Portion	Total
CARES HEERF I	23,641,313	20,510,756	44,152,069
CRRSAA HEERF II	51,743,570	20,510,756	72,254,326
ARPA HEERF III	66,583,532	59,579,150	126,162,682
Grand Total	\$ 141,968,415	\$ 100,600,662	\$ 242,569,077

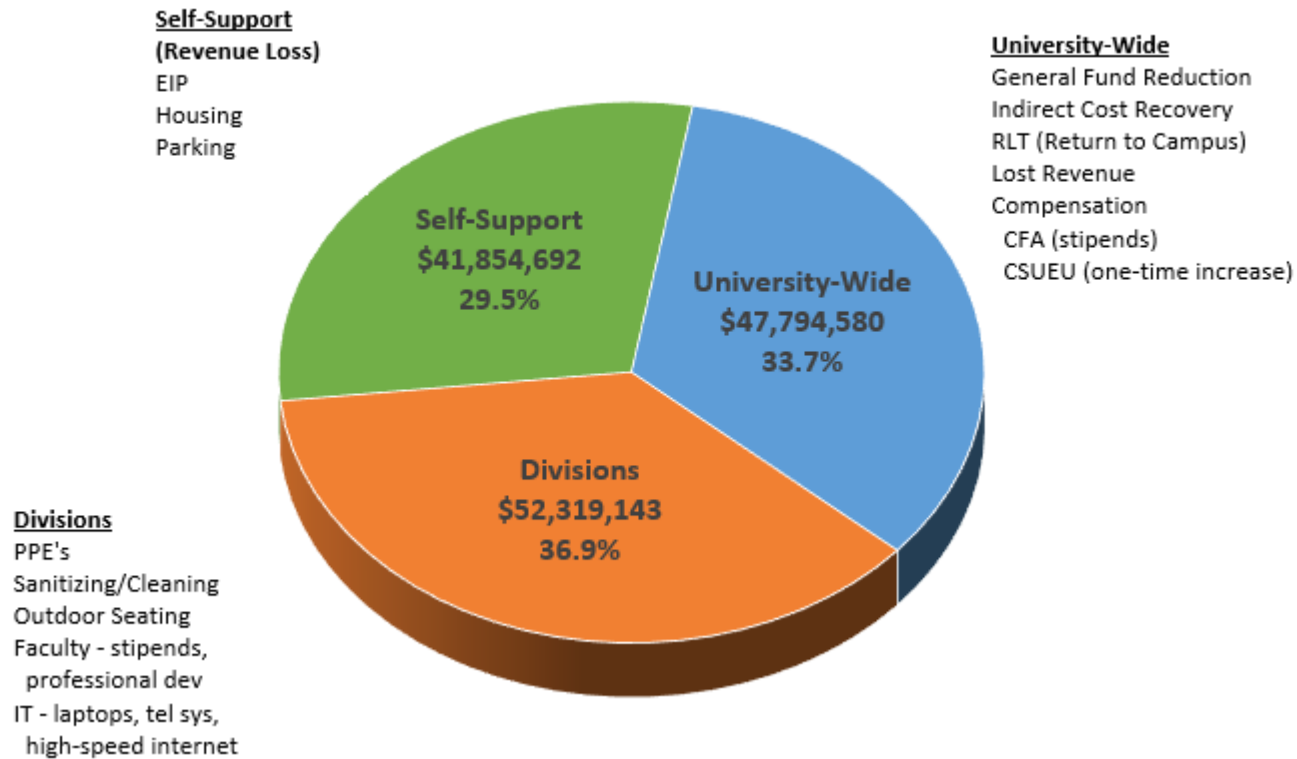
HEERF

Institutional Portion - Budget (\$142.0M)



HEERF

Institutional Portion – Budget (\$142.0M)



HEERF Student Portion (\$100.6M)



Remaining amount to be disbursed: \$15K

The End