

**California
State
University
Fullerton**

**Financial
Report
FY 2020-21**



Table of Contents

I.	Foreword	
II.	Fiscal Year 2020-21 Budget	
	a. Fiscal Year 2020-21 Budget (by Fund/Organization)	1
	b. Fiscal Year 2020-21 Budget (by Division)	2
III.	Operating Fund	
	a. Highlights: 2020-21 Operating Fund Budget	3
	b. 2020-21 Operating Fund Baseline Budget (by FIRMS Program)	4
	c. 2020-21 Operating Fund Baseline Budget (by Expense Category)	5
	d. 2020-21 Operating Fund Budget and Actuals	6-7
	e. General Fund and Resident Enrollment FTES	8
	f. General Fund and Fee Revenue vs. Expenditures	9
IV.	Special and Self-Support Funds	
	a. Student Success	10
	b. Graduation Initiative 2025	11
	c. Lottery	12
	d. Professional and Continuing Education (PaCE)	13
	e. Housing and Residence Life	14
	f. Parking and Transportation Services	15
V.	Auxiliary Organizations	
	a. Auxiliary Services Corporation (ASC)	16
	b. Associated Students, Inc. (ASI)	17
	c. Titan Student Center (TSC)	18
	d. Instructionally Related Activities (IRA)	19
	e. CSF Philanthropic Foundation (CSFPF)	20
VI.	Appendix	
	a. 2020-21 General Fund Allocation per Budgeted FTES	21
	b. Glossary of Budget/Finance Related Terms	22



Foreword

Purpose of this Document

This document is a presentation of California State University, Fullerton's budget and actuals for 2020-21. CSUF budgets are addressed in varying detail, but the main focus of this document is CSUF's Operating Budget. The Operating Budget has two main components: funding from the State of California (General Fund) that is distributed by the California State University Chancellor's Office to CSUF, and student fee revenue.

Scope of Information

Budget presentations in this document are primarily focused on the current fiscal year from an overall University perspective. Financial and budget information relating to specific Divisions, Colleges, Schools, Departments and/or Programs may be obtained by contacting the appropriate Vice President's Office for assistance.

Distribution of this Document

This document can be found on the Resource Planning and Budget website under [RP&B Reports](#).

Published By:

Resource Planning and Budget
Division of Administration & Finance
California State University, Fullerton
Website: [Resource Planning and Budget](#)
Telephone: (657) 278-2512 (Central line)
E-mail: budget@fullerton.edu

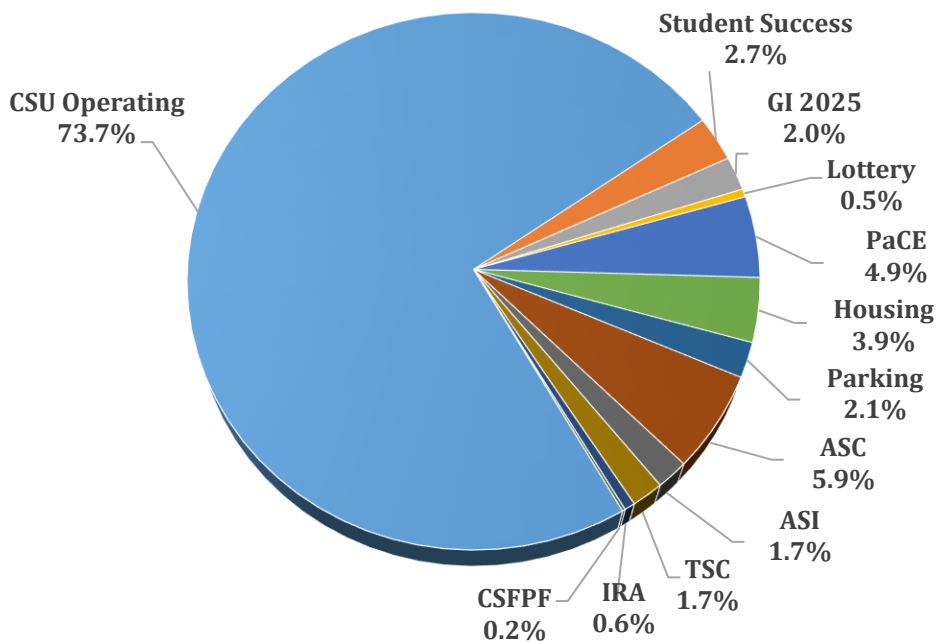


Fiscal Year 2020-21 Budget

Fund/Organization	Amount
CSU Operating ¹	\$ 439,266,808
Student Success	15,768,270
Lottery	2,812,000
Professional and Continuing Education (PaCE)	28,383,392
Housing & Residence Life	22,486,730
Parking & Transportation Services	12,371,071
Auxiliary Services Corp. (ASC)	34,361,388
Associated Students, Inc. (ASI)	10,218,677
Titan Student Center (TSC)	10,139,779
Instructionally Related Activities (IRA)	3,403,739
CSF Philanthropic Foundation (CSFPF)	949,864
Total University	\$ 580,161,718

¹ Consists of State General Fund appropriation, Fee Revenues and GI-2025 (\$11.8M)

FY 2020-21 Budget





Fiscal Year 2020-21 Budget (by Division)

	Office of the		Administration &		Human Resources,		University			
CSU Operating Fund ¹	President	Academic Affairs	Finance	Diversity & Inclusion	Information Technology	Student Affairs	Advancement	University Wide	Total	% of Total
Salaries	1,362,934	140,181,467	19,641,063	4,716,491	10,790,186	18,928,790	6,228,659	1,704,184	203,553,774	
Benefits	12,000	-	-	-	-	-	-	120,805,031	120,817,031	
OE&E ⁽²⁾	513,960	7,213,995	2,813,275	237,582	5,023,423	3,635,353	1,622,631	93,835,783	114,896,003	
Total Operating Fund	\$ 1,888,894	\$ 147,395,462	\$ 22,454,338	\$ 4,954,073	\$ 15,813,609	\$ 22,564,143	\$ 7,851,290	\$ 216,344,997	\$ 439,266,808	75.7%
Other Funds										
Student Success		3,472,861			4,601,781	7,518,665	174,963		15,768,270	2.7%
Lottery		190,344			54,183	673,473		1,894,000	2,812,000	0.5%
Self-Support Operations										
Professional and Continuing Education		28,383,392							28,383,392	4.9%
Housing & Residence Life						22,486,730			22,486,730	3.9%
Parking & Transportation Services			12,371,071						12,371,071	2.1%
Auxiliary Organizations										
Auxiliary Services Corp.			34,361,388						34,361,388	5.9%
Associated Students, Inc.						10,218,677			10,218,677	1.8%
Titan Student Center						10,139,779			10,139,779	1.7%
Instructionally Related Activities						3,403,739			3,403,739	0.6%
CSF Philanthropic Foundation							949,864		949,864	0.2%
Total, All Funds	\$ 1,888,894	\$ 179,442,059	\$ 69,186,797	\$ 4,954,073	\$ 20,469,573	\$ 77,005,206	\$ 8,976,117	\$ 218,238,997	\$ 580,161,718	100.0%

¹GI-2025 (\$11.8M) included in the CSU Operating Fund



Operating Fund

- Highlights: 2020-21 Operating Fund Budget
- 2020-21 Operating Fund Baseline Budget (by FIRMS Program)
- 2020-21 Operating Fund Baseline Budget (by Expense Category)
- 2020-21 Operating Fund Budget and Actuals
- General Fund and Resident Enrollment FTES
- General Fund and Fee Revenue vs. Expenditures



Highlights: 2020-21 Operating Fund Budget

The governor signed three pieces of legislation specific to the Budget Act of 2020 that affected the California State University (CSU). The Budget Act of 2020 included a \$299 million decrease in recurring General Fund appropriation for the CSU operating fund. This General Fund decrease, along with a reduction of tuition revenue of \$24.2 million from changes in student enrollment patterns and behavior, equals a \$323.2 million decrease in recurring funding for the CSU compared to 2019-20.

	CSU	CSUF
Base Budget Reduction (General Fund)	(299,043,000)	(20,273,061)
Tuition Revenue Reduction	(24,165,00)	(3,333,333)
5% State University Grant Redistribution		(565,600)
2020-21 Base Adjustments	(\$323,208,000)	(\$24,171,661)
Prior Year Retirement Adjustment	39,297,000	2,757,000
Total Base Adjustments	(\$283,911,000)	(\$21,414,661)

On March 2020, the World Health Organization declared the corona virus a pandemic. Within a short time from that announcement the campus issued a shelter in place order. The order was still in effect by fiscal year end (June 2021) and all 23 campuses of the CSU system are delivering essentially all instruction online.

Because of the pandemic and resulting state budget reductions, the PRBC recommended that the campus model various budget reduction scenarios ranging from 5% to 15% cuts. The campus benefited from starting this process early as the ultimate reduction figure handed down to the campus by the Chancellor's Office fell within this range. Each division was prepared to fine-tune its budget plan to meet its respective budget target. Further, the divisions underwent a thorough evaluation of their operating budgets in alignment with the University Guiding Principles for Budget Reductions, which PRBC also highlighted in its memo, calling for the campus to protect "the financial solvency, integrity and viability of the University and its programs."

The campus adopted the scenario with a reduction amount of \$24M. This amount translated to roughly a 5.1% reduction of the campus' operating funds. However, there are compulsory budget commitments that the campus cannot reduce such as debt obligations and capital leases. Reflecting these resulted in an overall pro rata reduction of 6.54% to each division's operating funds.

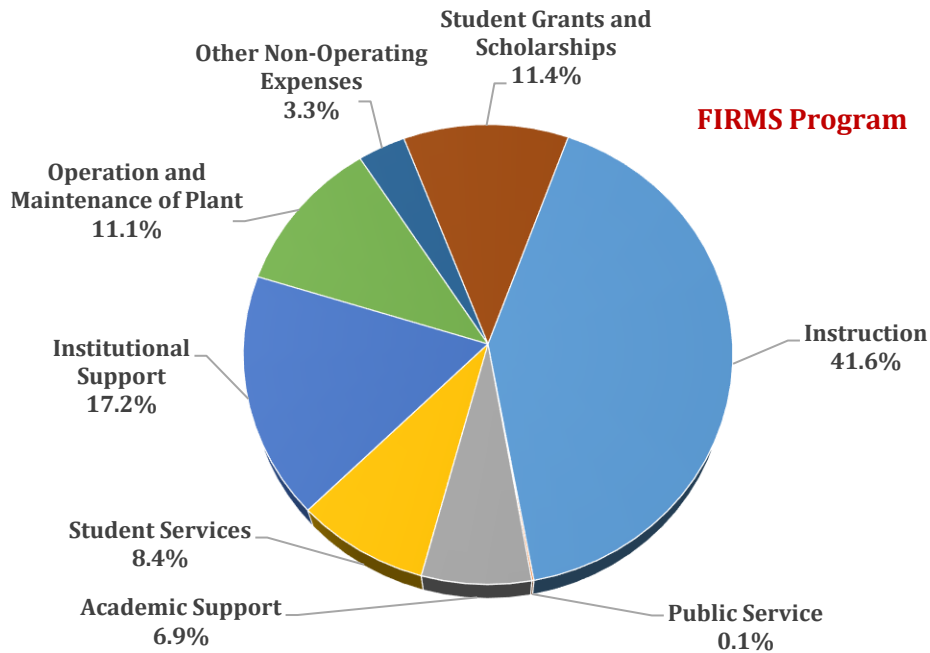
The university received a total of \$44.1M via the federal CARES Act. \$20.5M was designated for direct student support and was distributed by the Financial Aid Office. The remaining \$23.6M is eligible to address COVID-19 related expenses, such as costs of moving to online teaching (IT hardware and software acquisitions), personal protective equipment (PPE), other measures taken to ensure human safety in campus spaces, and to mitigate revenue losses in Parking and Housing.



2020-21 Operating Fund Baseline Budget

Sources of Funds	Baseline
State Allocation	208,911,000
Tuition and Fee Revenues	230,355,808
Total	\$ 439,266,808

Uses of Funds (by FIRMS Program)	Baseline
Instruction	182,609,774
Public Service	552,974
Academic Support	30,530,847
Student Services	37,018,240
Institutional Support	75,438,815
Operation and Maintenance of Plant	48,572,481
Other Non-Operating Expenses	14,499,905
Student Grants and Scholarships	50,043,772
Total	\$ 439,266,808

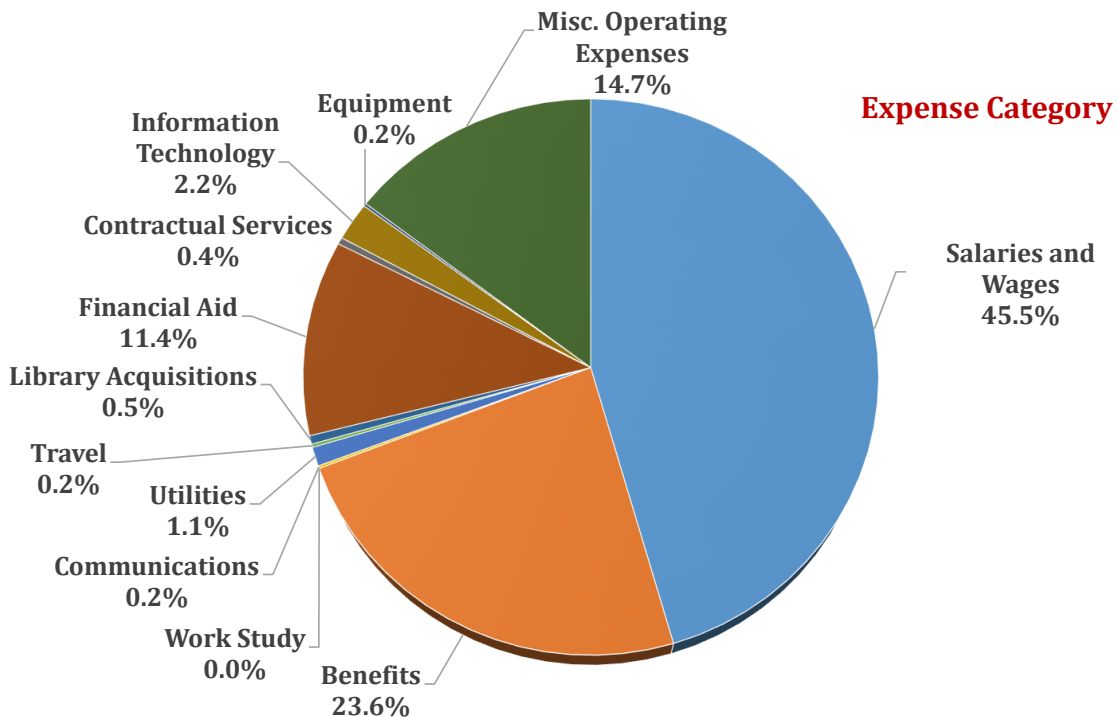




2020-21 Operating Fund Baseline Budget

Sources of Funds	Baseline
State Allocation	208,911,000
Tuition and Fee Revenues	230,355,808
Total	<u>\$ 439,266,808</u>

Uses of Funds (by Category)	
Salaries and Wages	199,885,136
Benefits	103,891,420
Work Study	12,728
Communications	681,928
Utilities	4,810,629
Travel	828,461
Library Acquisitions	2,140,867
Financial Aid	50,043,772
Contractual Services	1,738,250
Information Technology	9,899,151
Equipment	707,647
Misc. Operating Expenses	64,626,819
Total	<u>\$ 439,266,808</u>





**2020-21 Operating Fund Budget and Actuals
by Division and Sub-Division/College (Pg 1 of 2)**

Division	Sub-Div/College	Baseline Budget	Revised Budget	Actuals							
				Faculty	Faculty FTE	Dept Chair	Dept Chair FTE	MPP	MPP FTE	Staff	Staff FTE
Academic Affairs	Academic Programs & Enrollment			2,080	0.04	-	0.00	1,016,181	9.32	1,464,556	34.36
Academic Affairs	Assessment&Institution, Effect			50,624	0.19	-	0.00	394,719	3.25	540,279	8.77
Academic Affairs	AVP Research & Sponsored Proj			24,241	0.16	-	0.00	318,769	3.02	482,972	8.43
Academic Affairs	College of Arts			10,989,665	145.27	394,716	3.25	717,575	6.23	1,848,973	35.26
Academic Affairs	College of Bus & Econ			21,508,020	229.25	1,036,791	6.50	1,082,476	8.42	1,563,380	31.17
Academic Affairs	College of Communications			8,469,312	115.15	552,934	4.33	348,609	2.46	665,583	13.37
Academic Affairs	College of Education			7,969,251	97.90	560,079	5.24	454,015	3.68	1,030,852	20.47
Academic Affairs	College of Eng & Comp Science			8,032,291	94.66	415,939	3.39	422,353	2.60	967,270	18.07
Academic Affairs	College of Health & Human Dev			16,669,903	223.99	863,883	6.98	567,533	3.71	1,971,705	34.79
Academic Affairs	College of Humanities & Soc Sc			28,395,630	384.29	1,738,224	16.33	769,010	6.13	1,731,219	43.17
Academic Affairs	College of Natural Sci & Math			13,684,380	181.63	630,775	5.42	393,961	2.60	1,927,150	34.62
Academic Affairs	CSF Irvine Center			-	0.00	-	0.00	150,948	1.08	322,183	6.30
Academic Affairs	Extension & International Prog			-	0.00	-	0.00	458,652	5.25	493,031	8.78
Academic Affairs	Faculty Support Services			1,086,461	4.65	201,984	1.79	240,607	1.81	480,891	8.77
Academic Affairs	Library			1,830,506	28.06	-	0.00	412,015	3.33	1,275,937	26.63
Academic Affairs	Student Success			939,606	11.61	-	0.00	68,784	0.55	384,954	8.07
Academic Affairs	VP Academic Affairs			14,246	6.62	-	0.00	1,384,357	9.50	2,007,968	33.97
Academic Affairs Total		147,395,462	272,885,295	119,666,217	1,523.47	6,395,325	53.22	9,200,563	72.94	19,158,901	374.97
Administration and Finance	Administration & Finance			-	0.00	-	0.00	562,098	3.38	103,011	1.59
Administration and Finance	Business & Administrative Svcs			-	0.00	-	0.00	-	0.01	20,097	0.90
Administration and Finance	Contracts & Procurement			-	0.00	-	0.00	244,812	2.16	407,797	8.82
Administration and Finance	Facilities Management			-	0.00	-	0.00	1,575,731	16.52	9,005,964	193.35
Administration and Finance	Internal Auditor			-	0.00	-	0.00	136,476	1.08	-	0.00
Administration and Finance	Resource Planning & Analysis			-	0.00	-	0.00	398,128	3.25	354,468	4.62
Administration and Finance	University Controller			-	0.00	-	0.00	1,038,563	9.33	2,664,902	48.31
Administration and Finance	University Police			-	0.00	-	0.00	453,724	3.41	2,300,575	31.77
Administration and Finance Total		22,454,338	44,773,081	-	0.00	-	0.00	4,409,533	39.14	14,856,814	289.36
HRDI	Diversity and Equity			5,700	0.02	-	0.00	537,947	4.91	189,527	3.60
HRDI	HR Services			-	0.00	-	0.00	972,836	9.42	1,501,259	29.92
HRDI	Labor and Employee Relations			2,918	0.10	-	0.00	336,300	3.25	108,504	2.08
HRDI	Risk Management & Compliance			-	0.00	-	0.00	252,168	2.17	210,433	3.10
HRDI	Vice President of Human Resrcr			-	0.00	-	0.00	464,427	3.25	228,162	4.25
HRDI Total		4,954,073	7,951,705	8,618	0.12	-	0.00	2,563,678	22.99	2,237,885	42.95
Information Technology	Information Technology			-	0.17	60,000	0.38	2,423,354	18.63	6,372,546	85.61
Information Technology Total		15,813,609	30,125,878	-	0.17	60,000	0.38	2,423,354	18.63	6,372,546	85.61
Office of the President	President			-	0.00	-	0.00	884,978	6.01	112,236	2.25
Office of the President Total		1,669,462	2,995,849	-	0.00	-	0.00	884,978	6.01	112,236	2.25
Student Affairs	Associated Students, Inc.			-	0.00	-	0.00	126,649	0.87	-	0.00
Student Affairs	Athletics			1,697,286	25.47	-	0.00	1,933,343	15.08	949,024	18.90
Student Affairs	College Career Path			-	0.00	-	0.00	1,230,462	13.20	4,057,497	89.22
Student Affairs	Identity and Belonging			1,500	0.03	-	0.00	834,610	9.56	2,396,958	43.27
Student Affairs	Student Affairs Sub-Division			-	0.00	-	0.00	1,052,866	7.22	412,904	8.51
Student Affairs	Wellness and Care			1,807,866	23.81	-	0.00	1,210,252	11.72	4,374,264	66.62
Student Affairs Total		22,564,143	50,485,248	3,506,651	49.31	-	0.00	6,388,182	57.65	12,190,648	226.52
University Advancement	Central Development			-	0.00	-	0.00	796,144	9.67	501,423	11.65
University Advancement	College & Program Development			-	0.00	-	0.00	1,024,813	9.61	447,838	9.77
University Advancement	Government&Community Relations			-	0.00	-	0.00	254,015	2.53	44,713	1.00
University Advancement	Office of Alumni Engagement			-	0.00	-	0.00	288,456	3.17	90,000	2.17
University Advancement	Strategic Communications			-	0.00	-	0.00	642,468	6.67	1,027,402	16.73
University Advancement	UA Administration & Finance			209,310	0.64	-	0.00	595,799	5.92	413,002	8.64
University Advancement	VP University Advancement			-	0.00	-	0.00	442,296	2.60	57,508	1.42
University Advancement Total		7,851,290	17,024,962	209,310	0.64	-	0.00	4,043,991	40.15	2,581,887	51.38
University-Wide	All University			5,000	0.04	-	0.00	264,656	2.25	1,071,522	14.79
University-Wide	Central Accounting & Budgeting			-	0.00	-	0.00	-	0.00	-	0.00
University-Wide	Firms Program Departments			118,872	(2.58)	-	0.00	(202,782)	0.00	(537,537)	0.00
University-Wide Total		216,564,429	123,686,961	123,872	(2.53)	-	-	61,874	2.25	533,984	14.7900
Operating Fund Total		\$ 439,266,808	\$ 549,928,979	\$ 123,514,668	1,571.18	\$ 6,455,325	53.60	\$ 29,976,153	259.75	\$ 58,044,901	1,087.83

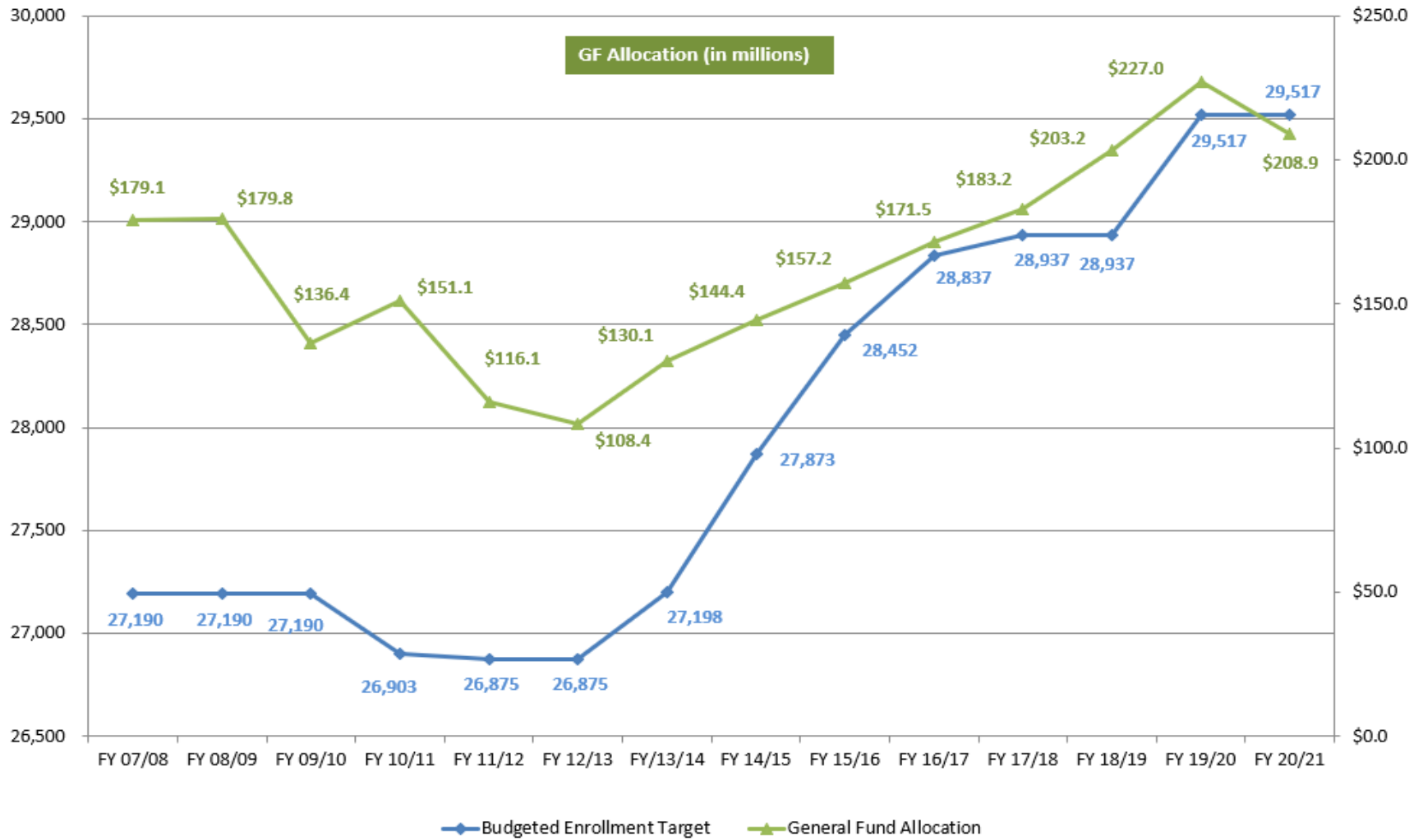


**2020-21 Operating Fund Budget and Actuals
by Division and Sub-Division/College (Pg 2 of 2)**

Division	Sub-Div/College	Actuals								
		Student	Student FTE	Temp Help	Temp Help FTE	Overtime	Benefits	Oper Exp	Total (\$)	Total (FTE)
Academic Affairs	Academic Programs & Enrollment	103,908	4.26	99,600	1.93	-	1,610,123	618,156	4,914,604	49.92
Academic Affairs	Assessment&Institution_Effect	1,950	0.15	10,106	0.24	-	513,301	202,187	1,713,166	12.60
Academic Affairs	AVP Research & Sponsored Proj	3,304	0.14	123,467	1.90	-	524,987	156,404	1,634,144	13.65
Academic Affairs	College of Arts	206,650	6.68	123,284	2.26	7,399	7,248,479	706,903	22,243,644	198.94
Academic Affairs	College of Bus & Econ	231,273	9.92	997,837	20.32	1,352	12,844,187	1,016,230	40,281,546	305.57
Academic Affairs	College of Communications	378,054	12.31	-	-	-	5,260,759	440,817	16,116,068	147.62
Academic Affairs	College of Education	214,466	8.40	103,817	2.05	1,004	4,494,379	526,092	15,353,954	137.72
Academic Affairs	College of Eng & Comp Science	231,452	8.74	161,149	2.46	16,194	5,118,685	614,602	15,979,934	129.92
Academic Affairs	College of Health & Human Dev	197,885	5.89	331,953	6.29	439	10,457,480	1,163,619	32,224,400	281.64
Academic Affairs	College of Humanities & Soc Sc	357,531	13.09	234,857	4.12	1,217	17,993,144	1,115,673	52,336,504	467.12
Academic Affairs	College of Natural Sci & Math	1,178,534	32.61	52,596	1.06	291	9,137,816	908,249	27,913,753	257.94
Academic Affairs	CSF Irvine Center	12,663	0.52	-	-	-	289,694	21,477	796,965	7.91
Academic Affairs	Extension & International Prog	10,175	1.14	-	-	-	612,863	52,637	1,627,359	15.17
Academic Affairs	Faculty Support Services	51,355	1.89	-	-	-	570,289	188,214	2,819,801	18.91
Academic Affairs	Library	129,778	6.38	2,688	0.08	173	2,083,612	3,451,627	9,186,335	64.49
Academic Affairs	Student Success	124,780	4.63	-	-	-	727,351	36,173	2,281,647	24.86
Academic Affairs	VP Academic Affairs	21,286	0.85	371,560	5.43	-	2,147,904	734,683	6,682,004	56.37
Academic Affairs Total		3,455,045	117.62	2,612,913	48.14	28,069	81,635,053	11,953,743	254,105,829	2,190.35
Administration and Finance	Administration & Finance	17,324	0.66	-	-	-	293,444	118,413	1,094,290	5.63
Administration and Finance	Business & Administrative Svcs	-	-	-	-	-	11,361	13,031	44,489	0.91
Administration and Finance	Contracts & Procurement	31,605	1.34	70,132	1.78	-	445,501	12,884	1,212,731	14.10
Administration and Finance	Facilities Management	124,006	5.23	355,226	7.87	812,191	7,292,281	2,930,929	22,096,328	222.97
Administration and Finance	Internal Auditor	-	-	-	-	-	75,633	1,402	213,512	1.08
Administration and Finance	Resource Planning & Analysis	9,330	0.34	-	-	-	405,585	14,981	1,182,492	8.21
Administration and Finance	University Controller	327,071	12.55	278,804	6.37	180	2,291,932	944,183	7,545,636	76.56
Administration and Finance	University Police	239,957	9.76	130,771	3.29	484,803	1,798,040	634,521	6,042,391	48.23
Administration and Finance Total		749,293	29.89	834,933	19.30	1,297,174	12,613,777	4,670,345	39,431,868	377.69
HRDI	Diversity and Equity	41,687	1.55	48,051	1.29	287	388,198	194,935	1,406,331	11.36
HRDI	HR Services	30,157	1.39	151,540	3.22	3,743	1,487,729	317,677	4,464,940	43.94
HRDI	Labor and Employee Relations	-	-	-	-	-	241,661	7,964	697,347	5.44
HRDI	Risk Management & Compliance	-	-	9,509	0.31	-	254,018	7,702	733,829	5.57
HRDI	Vice President of Human Resrcr	23,704	0.91	21,642	0.58	334	370,310	100,057	1,208,636	9.00
HRDI Total		95,547	3.86	230,742	5.40	4,363	2,741,916	628,335	8,511,083	75.31
Information Technology	Information Technology	267,302	11.17	1,149,632	19.21	-	5,635,718	11,484,495	27,393,047	135.17
Information Technology Total		267,302	11.17	1,149,632	19.21	-	5,635,718	11,484,495	27,393,047	135.17
Office of the President	President	-	0.07	14,000	0.17	-	467,069	103,496	1,581,779	8.50
Office of the President Total		-	0.07	14,000	0.17	-	467,069	103,496	1,581,779	8.50
Student Affairs	Associated Students, Inc.	217,269	7.68	-	-	-	53,392	17,943	415,253	8.55
Student Affairs	Athletics	105,467	5.60	112,999	3.38	-	2,456,350	87,744	7,342,213	68.42
Student Affairs	College Career Path	590,148	22.92	52,269	1.48	6,128	3,285,306	1,064,844	10,286,654	126.81
Student Affairs	Identity and Belonging	613,114	21.99	133,505	2.95	993	2,024,320	650,167	6,655,168	77.79
Student Affairs	Student Affairs Sub-Division	10,312	0.35	3,714	0.06	-	694,829	177,995	2,352,620	16.14
Student Affairs	Wellness and Care	150,498	6.59	817,881	11.43	14,063	4,455,235	405,169	13,235,226	120.18
Student Affairs Total		1,686,807	65.12	1,120,368	19.30	21,184	12,969,431	2,403,861	40,287,134	417.90
University Advancement	Central Development	35,471	1.52	56,353	1.53	-	748,187	700,410	2,837,989	24.38
University Advancement	College & Program Development	15,030	0.49	-	-	259	850,151	74,190	2,412,281	19.86
University Advancement	Government&Community Relations	5,384	0.18	60,200	0.33	-	180,874	91,330	636,516	4.04
University Advancement	Office of Alumni Engagement	5,938	0.32	-	0.40	-	189,869	10,809	585,073	6.06
University Advancement	Strategic Communications	40,884	1.62	-	-	1,030	947,357	163,827	2,822,968	25.02
University Advancement	UA Administration & Finance	222,961	7.55	48,762	0.98	-	648,110	550,014	2,687,958	23.74
University Advancement	VP University Advancement	18,531	0.78	-	0.09	295	267,008	74,086	859,724	4.89
University Advancement Total		344,198	12.46	165,315	3.34	1,584	3,831,557	1,664,666	12,842,509	107.98
University-Wide	All University	32,070	1.20	-	-	145,269	628,068	56,078,961	58,225,545	18.28
University-Wide	Central Accounting & Budgeting	(1,617,903)	-	-	-	-	(1,935)	(14,532,109)	(16,151,946)	-
University-Wide	Firms Program Departments	(46,089)	(0.40)	(44,783)	(0.09)	(355,684)	106,637	(5,137,544)	(6,098,910)	(3.07)
University-Wide Total		(1,631,922)	0.79	(44,783)	(0.09)	(210,415)	732,770	36,409,309	35,974,689	15.21
Operating Fund Total		\$ 4,966,271	240.97	\$ 6,083,120	114.76	\$ 1,141,959	\$ 120,627,292	\$ 69,318,250	\$ 420,127,939	3,328.10

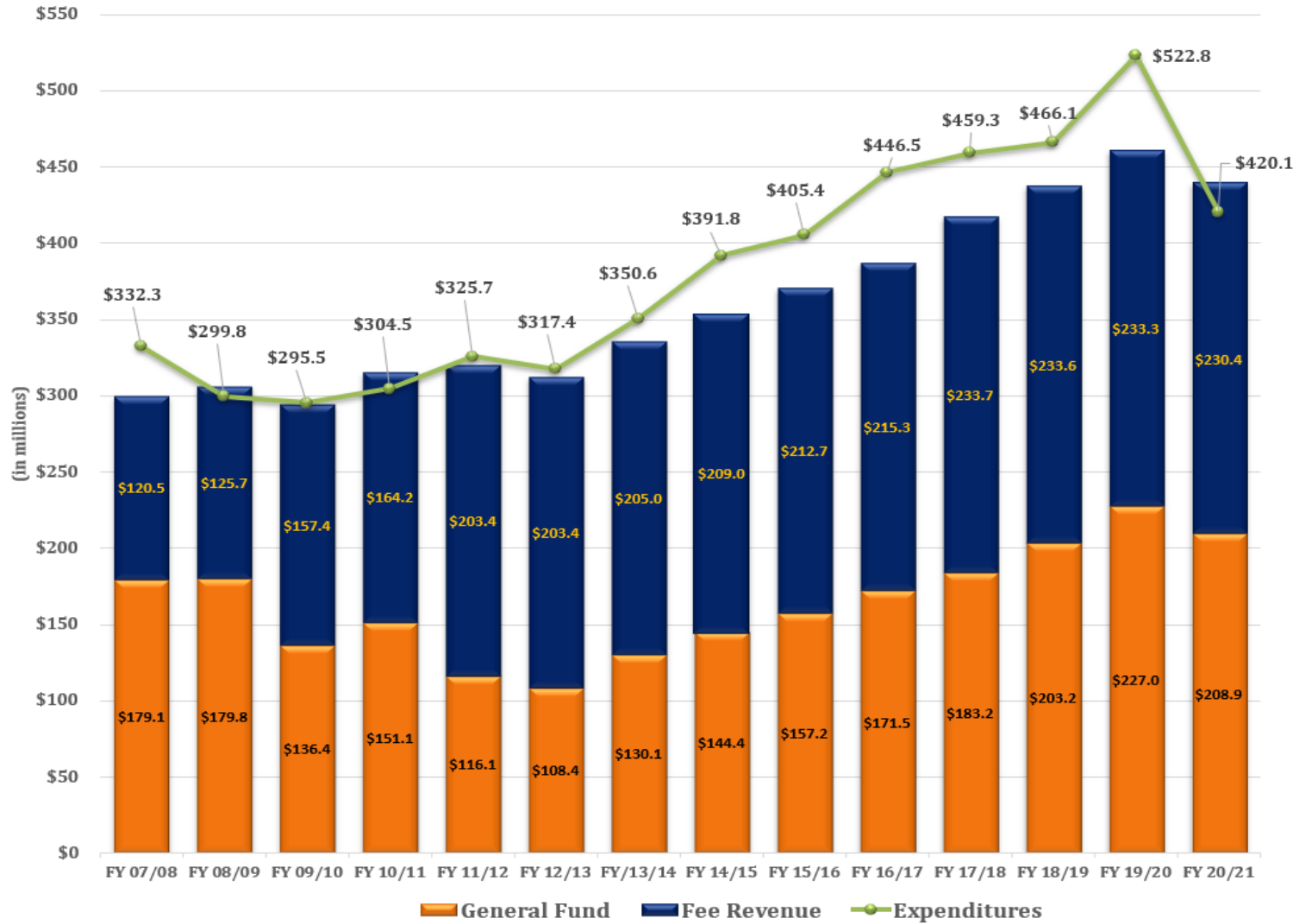


General Fund and Resident Enrollment FTES FY 2007-08 to 2020-21





**General Fund and Fee Revenue vs. Expenditures
FY 2007-08 to 2020-21**





Special and Self-Support Funds

- Student Success
- Graduation Initiative 2025
- Lottery
- Professional and Continuing Education (PaCE)
- Housing and Residence Life
- Parking and Transportation Services



**Student Success
FY 2020-21 Actuals**

Revenues	
Student Fees	16,581,851
Other Revenue	1,469
Total Revenues	16,583,320
 Expenses (by Program)	
Support Academic Progress	3,623,278
Students Path to Graduation	1,495,678
Support Titan Pride	2,365,959
Student Centered Spaces	4,579,255
Embrace Diversity & Veterans	1,009,933
Improve Instructional Experience	1,540,517
Access Upgraded Technology	1,863,755
Total Expenses	\$ 16,478,374
 Net	 \$ <u>104,945</u>



**Graduation Initiative 2025
FY 2020-21 Actuals**

Revenues

Allocation	11,756,316
Other	47,928

Total Revenues \$ 11,804,244

Expenses

Completion Grants	138,826
Advising	1,948,783
Data Capabilities	1,762,576
Academic Remediation	(25)
Enrollment Management	284,908
Outreach	446,090
Increase Class Offering	1,057,349
Innovation Grants	92,718
Academic Preparation	146,421
New Faculty Hiring/Density	3,617,433
High Impact Practices	562,827
DFW	40
First Year Experience	495,673
Other/Academic Support	1,038,254

Total Expenses \$ 11,591,873

Net **\$ 212,371**



**Lottery Fund
FY 2020-21 Actuals**

Revenues

CSU Allocation	2,812,000
CSU Allocation (specific programs)	115,000
Interest Income	20,879

Total Revenues \$ 2,947,879

Expenses

Future Scholars	512,081
Educ Equity - Student Mentoring	132,499
Teacher Recruitment	49,315
Information Technology	41,318
Student Affairs	67,618
University-Wide ⁽¹⁾	1,588,567

Total Expenses \$ 2,442,926

Net

\$ 504,953

⁽¹⁾ Academic Renovations - \$1M, Completion Grants - \$588.6K



**Professional and Continuing Education (PaCE)*
FY 2020-21 Actuals**

Revenues

Special Session Degree Programs	5,709,787
Special Session Certificate Program	545,440
Open University	3,277,809
Special Session-Other	4,023,325
Self Support Summer	12,412,533
Regular Extension	37,150
Regular Non-Credit	16,698
N/C Contract Program	64,288
CEU Credits	1,160,936
Fines and Fees	92,903
Allowance for doubtful PaCE fees (contra revenue)	(84,245)
Revenue from Investments	263,612
Transfers In From Other Funds/Appropriations	291,646
Other Revenues	3,817,088
ASC: Non-Credit Programs	834,467

Total Revenues \$ 32,463,436

Expenses

Salaries & Wages	14,112,780
Benefits	3,537,942
Communications	52,946
Travel	104
State Pro Rata Charges	77,467
Contractual Services	106,560
Information Technology	27,402
Services from Other Funds/Agencies	201,242
Equipment	2,454
Misc. Operating Expenses	9,552,661
Operating Transfers Out	288,646
Expenditure Adjustments	3,807,894
ASC: Non-Credit Programs	848,983

Total Expenses \$ 32,617,081

Net \$ (153,645)

*Formerly known as University Extended Education



CALIFORNIA STATE UNIVERSITY
FULLERTON

**Housing and Residence Life
FY 2020-21 Actuals**

Revenues

Housing Rent & Fees	3,273,787
ARRA Grant	1,398,575
Revenue from Investments	633,113
Other Revenues	228,469
Revenue Adjustments	(11,356)
Total Revenues	\$ 5,522,588

Expenses

Salaries & Wages	2,029,380
Benefits	1,450,904
Communications	34,003
Utilities	591,894
State Pro Rata Charges	15,600
Contractual Services	752,635
Information Technology	43,851
Services from Other Funds/Agencies	483,046
Equipment	172
Misc. Operating Expenses	1,527,618
Operating Transfers Out ⁽¹⁾	11,637,659
Expenditure Adjustments	(451,560)
Total Expenses	\$ 18,115,204

Net \$ (12,592,615)⁽²⁾

⁽¹⁾ Debt service payments

⁽²⁾ Housing was allocated \$6.35M from CARES Act in FY 2019-20



**Parking and Transportation Services
FY 2020-21 Actuals**

Revenues

Parking Permits	786,986
Parking Coin Gates	237,404
Parking Fines	5,235
ARRA Grant	349,500
Allowance for doubtful sales	127,884
Revenue Adjustment	

Total Revenues \$ 1,779,959

Expenses

Salaries & Wages	1,059,254
Benefits	811,132
Communications	50,439
Utilities	236,160
Travel	124
State Pro Rata Charges	15,600
Contractual Services	37,648
Information Technology	105,057
Services from Other Funds/Agencies	441,768
Misc. Operating Expenses	3,623,106
Operating Transfers Out	4,678,344

Total Expenses \$ 11,058,631

Net \$ (9,278,672)⁽¹⁾

⁽¹⁾ Parking was allocated \$12M from CARES Act in FY 2019-20



Auxiliary Organizations

- Auxiliary Services Corporation (ASC)
- Associated Students, Inc. (ASI)
- Titan Student Center (TSC)
- Instructionally Related Activities (IRA)
- CSF Philanthropic Foundation (CSFPF)



**Auxiliary Services Corporation (ASC)
FY 2020-21 Actuals**

Revenues

Enterprise Activities

Sales	13,467,015
Commissions Income	764,183

General Activities

Rental Property	10,753,496
Investment/Interest Income	108,940
Administrative Services	1,377,012
Net Unrealized/Realized Gains/(Losses) on Investments	(2,262)

Total Revenues \$ 26,468,384

Expenses

Salaries & Wages	5,456,875
Benefits	1,186,444
Operating Expenses	10,066,156
Cost of Goods Sold	11,700,417

Total Expenses \$ 28,409,892

Net **\$ (1,941,508)**



**Associated Students, Inc. (ASI)
FY 2020-21 Actuals**

Revenues

Student Activity fees	6,012,082
In-Kind Contribution of Facilities	5,691,386
Children's Center Tuition	5,894
Grants and Contributions	649,239
Administrative Fees	2,043,319
Other	14,836

Total Revenues \$ 14,416,756

Expenses

Program Services

Student Services	8,360,060
Children's Center	1,909,631

Supporting Services

Building Services	515,766
Public Services	3,135
General and Administrative	3,020,747

Total Expenses \$ 13,809,339

Net

\$ 607,417



**Titan Student Center (TSC)
FY 2020-21 Actuals**

Revenues

Student Activity Fees	8,955,700
In-Kind Contribution of Facilities	2,737,139
Student Center Fees	424,715
Other	72

Total Revenues \$ 12,117,626

Expenses

Program Services

Student Services	2,390,710
Student Recreation Center	3,008,138

Supporting Services

Building Services	1,487,008
Public Services	253
General and Administrative	3,054,219

Total Expenses \$ 9,940,328

Net

\$ 2,177,298



**Instructionally Related Activities (IRA)
FY 2020-21 Actuals**

Revenues	
Student Activity Fees	3,220,124
Investment Income	77,557
Total Revenues	\$ 3,297,682
Expenses	
IRA Programs	2,917,849
Total Expenses	\$ 2,917,849
Net	<u>\$ 379,833</u>



**Cal State Fullerton Philanthropic Foundation (CSFPF)
FY 2020-21 Actuals**

Revenues

Investment Income	1,147,877
Other Income (Expense)	(247,752)

Total Revenues \$ 900,125

Expenses

Professional Services	117,603
General, Administrative, and Office Expenses	87,020
Compensation and Benefits	45,700
Conferences and Travel	144

Total Expenses \$ 250,467

Net

\$ 649,658



Appendix

- 2020-21 General Fund Allocation per Budgeted FTES
- Glossary of Budget/Finance Related Terms



2020-21 General Fund Allocation per Budgeted FTES

Campus	General Fund Allocation	FTES Target	Dollar Average Per FTES
Maritime	\$34,443,000	1,418	\$24,290
Channel Islands	\$85,534,000	6,135	\$13,942
Monterey Bay	\$81,378,000	6,128	\$13,280
Humboldt	\$85,580,000	7,603	\$11,256
San Marcos	\$100,325,000	9,745	\$10,295
Bakersfield	\$83,536,000	8,242	\$10,135
Los Angeles	\$180,509,000	18,500	\$9,757
Stanislaus	\$76,815,000	8,012	\$9,587
Dominguez Hills	\$103,393,000	11,473	\$9,012
Sonoma	\$73,129,000	8,429	\$8,676
Fresno	\$168,454,000	19,875	\$8,476
Chico	\$131,838,000	15,560	\$8,473
Northridge	\$232,422,000	27,833	\$8,351
Pomona	\$158,003,000	19,228	\$8,217
San Luis Obispo	\$141,830,000	17,275	\$8,210
San Bernardino	\$129,724,000	15,889	\$8,164
East Bay	\$101,656,000	12,522	\$8,118
Sacramento	\$185,106,000	23,771	\$7,787
Long Beach	\$227,052,000	29,687	\$7,648
San Jose	\$173,637,000	23,316	\$7,447
San Francisco	\$179,928,000	24,582	\$7,320
Fullerton	\$208,911,000	29,517	\$7,078
San Diego	\$198,054,000	28,016	\$7,069



Glossary of Budget/Finance Related Terms

Baseline Budget: Permanent operating budget given to a unit to continuously carry out the basic, ongoing CSUF mission from one fiscal year to another.

FIRMS: The Financial Information Record Management System is a corporate financial information management system that allows the Chancellor's Office (C.O.) to fulfill its system-wide financial reporting requirements from campus-collected data. FIRMS is used to report end-of-period accounting data as well as to submit budget proposals.

Fiscal Year: For the State of California, and therefore the CSU and CSUF, the fiscal year begins on July 1 and ends on June 30.

Fund: Per Executive Order 1000, a "Fund" is defined as a fiscal and accounting entity with a self-balancing set of accounts recording cash and other financial resources, all related liabilities, and residual equities or balances, and changes therein, which are segregated for the purpose of carrying on specific activities or attaining certain objectives.

General Fund: The primary state fund from which ongoing expenses of state government are paid.

Graduation Initiative 2025: Initiative to increase graduation rates for all CSU students while eliminating opportunity and achievement gaps (<https://www2.calstate.edu/csu-system/why-the-csu-matters/graduation-initiative-2025/>).

Lottery Fund: A portion of the California State Lottery proceeds is directed to the CSU and is then distributed by the Chancellor's Office to campuses.

Operating Fund: The Operating Fund became the University's principal operating fund in 2006/07. It consists of the State Appropriation (General Fund), as allocated from the Chancellor's Office, Tuition Fees, and other student fees.

Student Success Initiative: Initiative authorized in 2014 presents an exciting opportunity to enrich Cal State Fullerton students' experiences and enhance their success (<http://success.fullerton.edu/>).

Tuition Fee: In November 2010, the Board of Trustees voted to rename the State University Fee (SUF) the Tuition Fee. All students, resident and non-resident, pay the Tuition Fee.