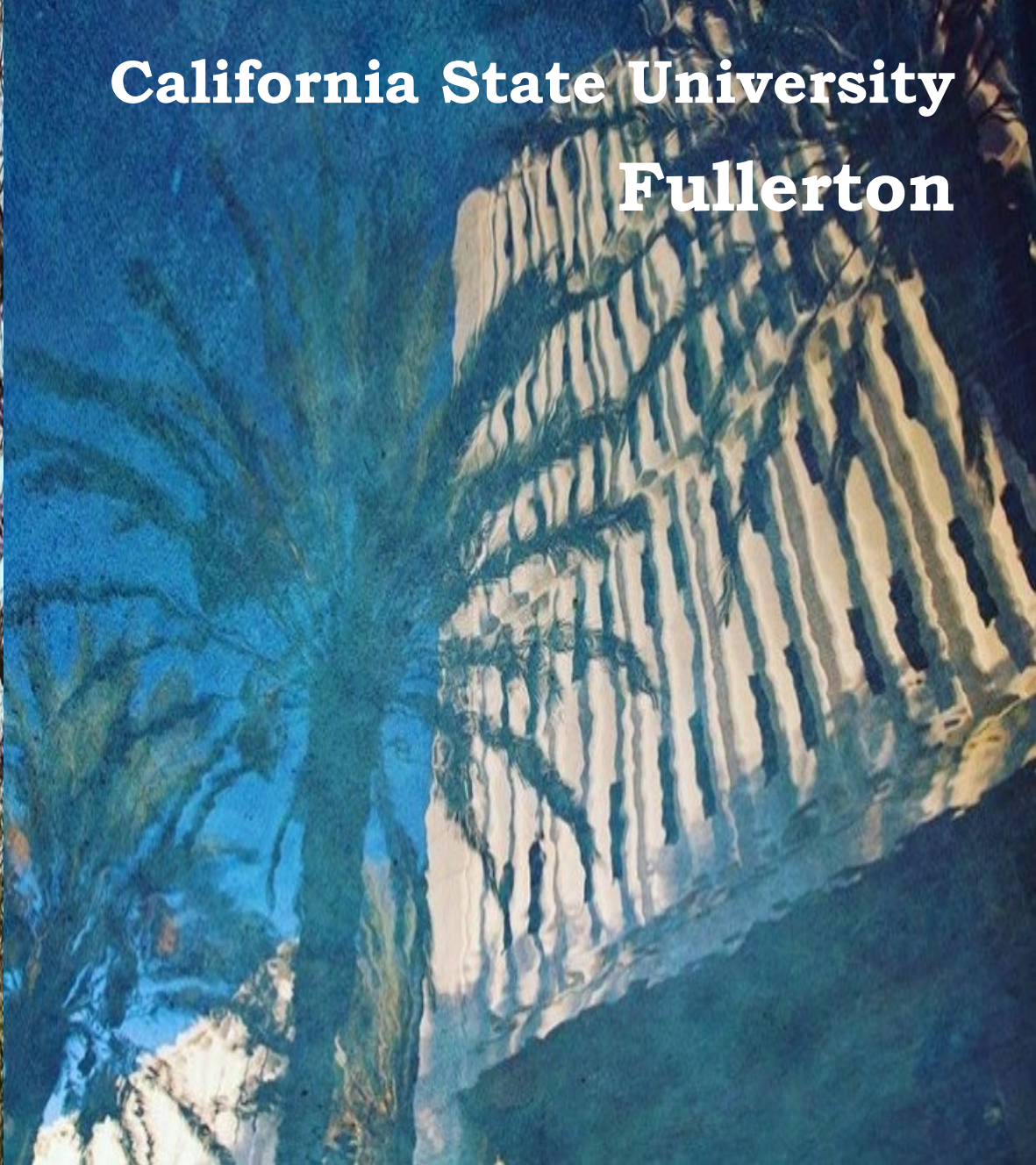


California State University Fullerton



Financial Report Fiscal Year 2017-18



Table of Contents

I.	Foreword	
II.	Fiscal Year Budget	1
III.	Operating Fund	
	a.	Highlights: 2017-18 Operating Budget 2
	b.	2017-18 Operating Fund Budget (by Program, by Category) 3, 4
	c.	2017-18 Base Budget by Division 5, 6
	d.	Campus General Fund and Resident Enrollment FTEs 7
	e.	General Fund and Fee Revenue vs. Expenditures 8
	f.	2017-18 Operating Fund Budget and Actuals 9, 10
IV.	Special and Self-Support Funds	
	a.	Student Success Initiative 11
	b.	Graduation Initiative 2025 12
	c.	Lottery 13
	d.	University Extended Education 14
	e.	Housing & Residence Life 15
	f.	Parking & Transportation Services 16
V.	Auxiliary Organizations	
	a.	Auxiliary Services Corporation 17
	b.	Associated Students, Inc. 18
	c.	Titan Student Center 19
	d.	Instructionally Related Activities 20
	e.	Cal State Fullerton Philanthropic Foundation 21
VI.	Appendix	
	a.	General Fund Allocation Per Budgeted FTES 22
	b.	Glossary of Budget Related Terms 23



Foreword

Purpose of this Document

This document is a presentation of California State University, Fullerton's (CSUF's) budget for 2017-18. CSUF budgets are addressed in varying detail, but the main focus of this document is CSUF's Operating Budget. The Operating Budget has two main components: funding from the State of California that is distributed by the California State University (CSU) Chancellor's Office to CSUF, and student fee revenues collected by the campus.

Scope of Information

Budget presentations in this document are primarily focused on the current fiscal year from an overall University perspective. Financial and budget information relating to specific Divisions, Colleges, Schools, Departments and/or Programs may be obtained by contacting the appropriate Vice President's Office for assistance.

Distribution of this Document

This document can be found on the Resource and Planning website under RP&B [Reports](#).

Published By:

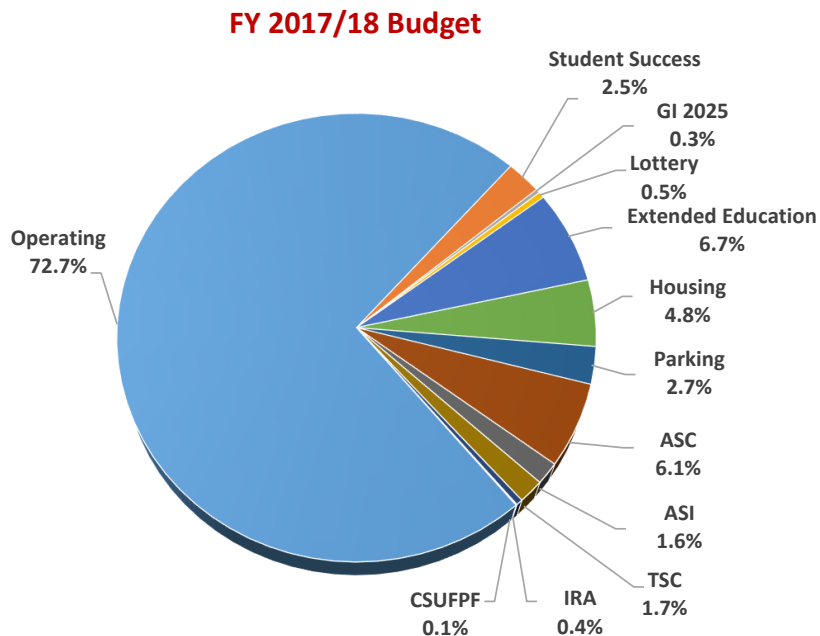
Resource Planning and Budget
Division of Administration & Finance
California State University, Fullerton
Website: [Resource Planning and Budget](#)
Telephone: (657) 278-4228 (Central line)
E-mail: budget@exchange.fullerton.edu



FY 2017/18 Budget

Fund/Organization	Amount
CSU Operating ¹	416,870,933
Student Success (SSI)	15,011,250
Graduation Initiative 2025	4,361,000
Lottery	2,563,000
University Extended Education	36,045,808
Housing & Residence Life	28,195,608
Parking & Transportation Services	12,945,075
Auxiliary Services Corp.	38,528,228
Associated Students, Inc.	9,887,542
Titan Student Center	11,353,991
Instructionally Related Activities	2,908,279
CSUF Philanthropic Foundation	484,000
Total University	\$ 579,154,714

¹ Consists of State General Fund appropriation and Fee Revenues





Operating Fund

- Highlights: 2017-18 Operating Fund Budget
- Operating Fund by Program Areas, by Expense Category
- Operating Fund Expenditure Budget by University Division
- General Fund and Resident Enrollment FTEs
- General Fund and Fee Revenue vs. Expenditures
- 2017-18 Operating Fund Budget and Actuals



Highlights: 2017-18 Operating Fund Budget

In June 2017, Governor Brown signed and enacted the 2017/18 California State Budget, appropriating general funds of \$3.4 billion towards the California State University. This allocation extends the practice of providing annual budget increases for the CSU into a fifth year and is generally consistent with Governor Brown's multi-year funding plan first established in 2013/14.

The governor and state legislature approved a base (ongoing) increase of \$177.2 million to the CSU's annual Support Budget. With the incremental base funding, CSU has funded enrollment growth for 2,487 full-time equivalent students (FTES) systemwide, Graduation Initiative 2025 (student success), State University Grants (SUG), the CSU's institutional financial aid program for low-income students, as well as employee compensation, benefit obligations, and other mandatory costs. While the approved budget is greater than the earlier proposals from the Governor and the Assembly, the budget is less than the CSU's budget request of \$343.7 million. As a result, the tuition increase adopted by the CSU Board of Trustees in March 2017 remains in effect for the 2017 fall term.

Cal State Fullerton expects a total general fund appropriation of \$183.2 million and approximately \$233.7 million in tuition and fees. This represents an increase of 7.1% over the prior year's budget.

General Fund	2016/17	2017/18	Amount Change	Percent Change
State Appropriation	\$174,042,661	\$183,192,661	\$9,150,000	5.3%
Tuition & Fee Revenues	\$215,252,384	\$233,678,272	\$18,425,888	8.6%
Total	\$389,295,045	\$416,870,933	\$27,575,888	7.1%

Below is a summary of the CSU Trustees' final base support budget and Cal State Fullerton base allocation.

	CSU	CSUF
Enrollment FTES	2,487	100
Enrollment Growth Funding	\$26,483,000	\$1,065,000
Graduation Initiative 2025	\$75,000,000	\$4,361,000
State University Grant Increase	\$39,561,000	\$3,091,000
Employee Compensation	\$141,098,000	\$10,770,000
Health and Dental	\$3,341,000	\$261,000
Operations & Maintenance of New Facilities	\$776,000	\$250,000
Other Mandatory Costs, Lease Rev. Bonds, Transportation Research	\$27,750,000	\$0
Subtotal 2017/18 Base Allocations	\$314,009,000	\$19,798,000
Adjustments ¹	(\$129,703,000)	(\$10,648,000)
Net Base Allocations after Adjustments	\$184,306,000	\$9,150,000

¹ The CO adjusted campus base allocations by campus fee revenues.



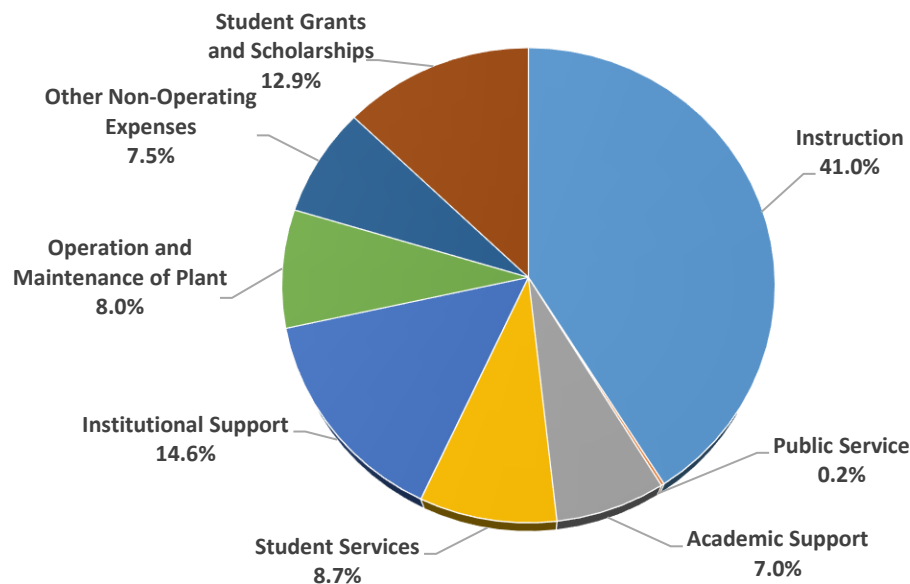
CALIFORNIA STATE UNIVERSITY
FULLERTON

**2017/18 Operating Fund Base Budget
(by Program Areas)**

Sources of Funds	Baseline
State Allocation	183,192,661
Tuition and Fee Revenues	233,678,272
Total	\$ 416,870,933

Uses of Funds	
Instruction	171,046,925
Public Service	813,465
Academic Support	29,122,922
Student Services	36,417,112
Institutional Support	60,980,742
Operation and Maintenance of Plant	33,546,159
Other Non-Operating Expenses	31,226,008
Student Grants and Scholarships	53,717,600
Total	\$ 416,870,933

Program Areas

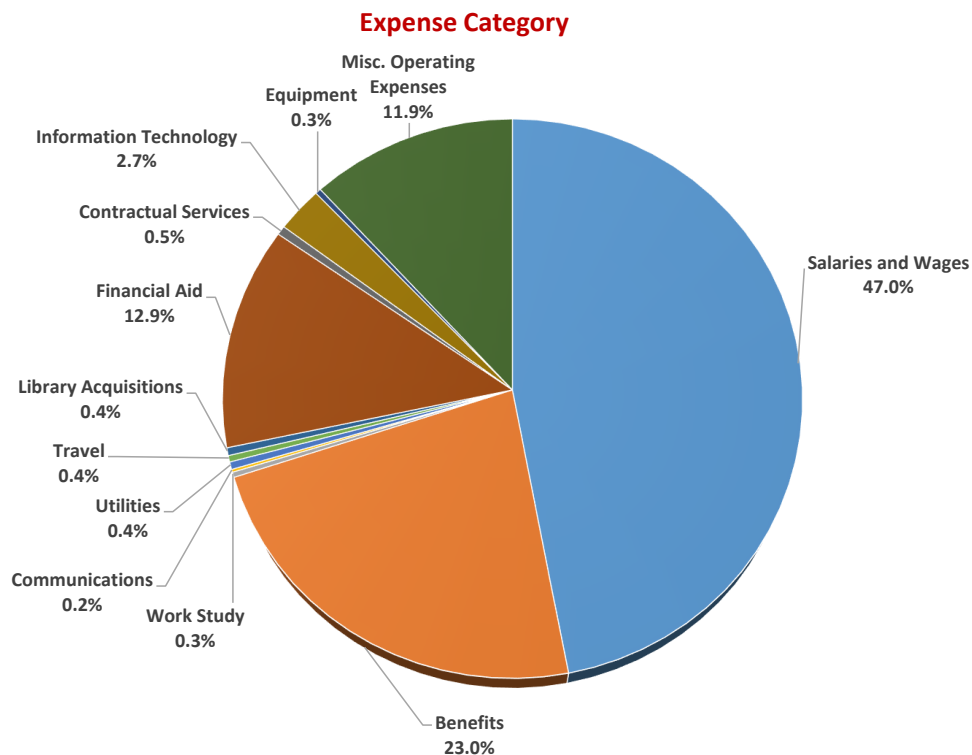




**2017/18 Operating Fund Base Budget
(by Expense Category)**

Sources of Funds	Baseline
State Allocation	183,192,661
Tuition and Fee Revenues	233,678,272
Total	\$ 416,870,933

Uses of Funds	Baseline
Salaries and Wages	195,929,339
Benefits	95,880,315
Work Study	1,250,613
Communications	689,689
Utilities	1,794,861
Travel	1,529,655
Library Acquisitions	1,864,497
Financial Aid	53,717,600
Contractual Services	2,204,273
Information Technology	11,075,689
Equipment	1,383,831
Misc. Operating Expenses	49,550,572
Total	\$ 416,870,933





FY 2017/18 Base Budget by Division (All Funds) - Pg 1 of 2

Operating Fund	Office of the President	Academic Affairs	Administration & Finance	Human Resources, Diversity & Inclusion	Information Technology
Salaries	1,089,225	136,968,747	20,014,106	4,392,627	10,102,658
Benefits	12,000	0	0	0	0
OE&E	680,202	12,731,645	2,750,216	353,311	4,448,608
Total Operating Fund	\$ 1,781,428	\$ 149,700,392	\$ 22,764,322	\$ 4,745,938	\$ 14,551,266
Other Funds					
Student Success (SSI)		3,306,796			4,381,040
Lottery		190,344			54,183
Graduation Initiative 2025		2,378,533	116,672	89,597	360,424
Self-Support Operations					
Continuing Education		36,045,808			
Housing					
Parking			12,945,075		
Auxiliary Organizations					
Auxiliary Services Corp			38,528,228		
Associated Students					
Titan Student Center					
Instructionally Related Activities					
Cal State Fullerton Philanthropic Foundation (CSFPF)					
Total, All Funds	\$ 1,781,428	\$ 191,621,873	\$ 74,354,297	\$ 4,835,535	\$ 19,346,913



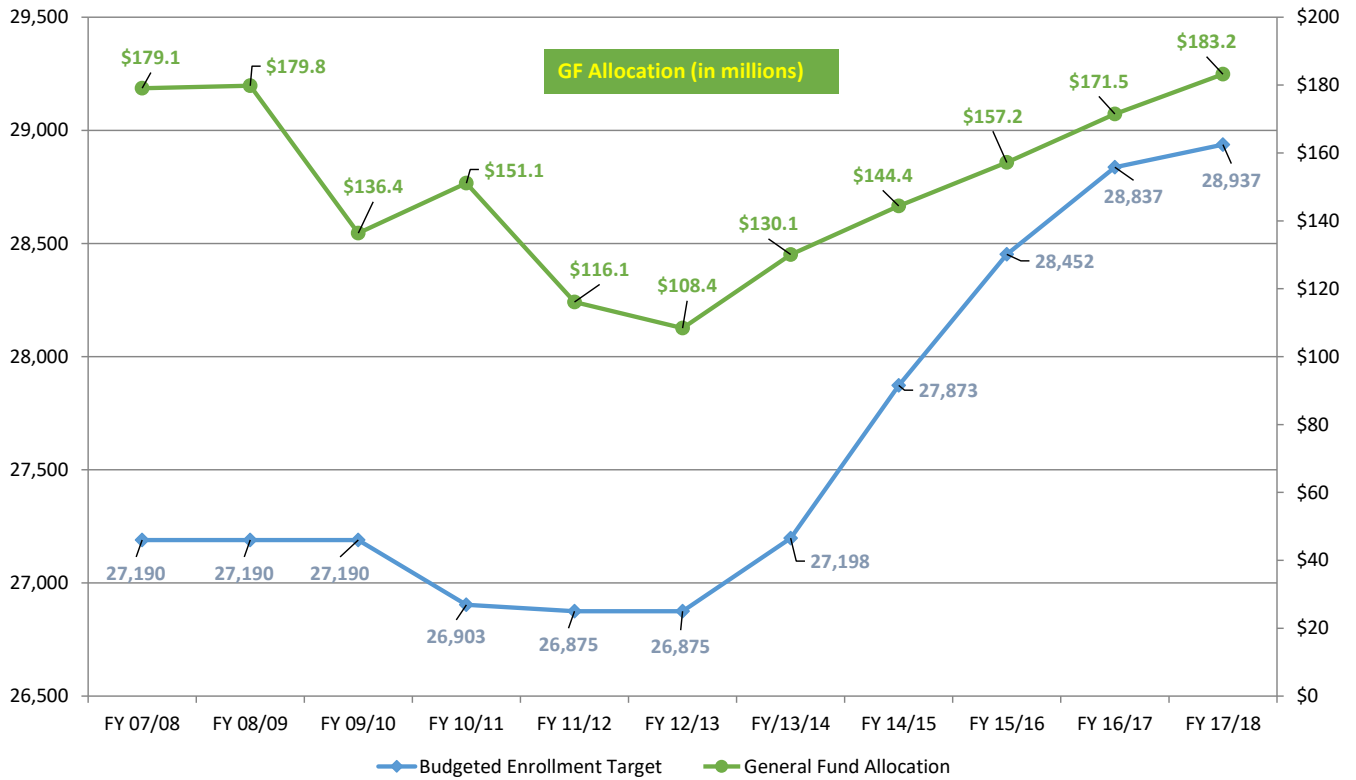
FY 2017/18 Base Budget by Division (All Funds) - Pg 2 of 2

Operating Fund	University			Total University	% of Total
	Student Affairs	Advancement	University Wide		
Salaries	17,702,894	6,095,951	1,798,735	198,164,945	
Benefits	0	31,680	99,454,171	99,497,851	
OE&E	4,820,197	1,986,194	91,437,763	119,208,137	
Total Operating Fund	\$ 22,523,091	\$ 8,113,825	\$ 192,690,669	\$ 416,870,933	72.0%
Other Funds					
Student Success (SSI)	7,156,212	167,202		15,011,250	2.6%
Lottery	673,473		1,645,000	2,563,000	0.4%
Graduation Initiative 2025	677,372	163,667	574,735	4,361,000	0.8%
Self-Support Operations					
Continuing Education				36,045,808	6.2%
Housing	28,195,608			28,195,608	4.9%
Parking				12,945,075	2.2%
Auxiliary Organizations					
Auxiliary Services Corp				38,528,228	6.7%
Associated Students	9,887,542			9,887,542	1.7%
Titan Student Center	11,353,991			11,353,991	2.0%
Instructionally Related Activities	2,908,279			2,908,279	0.5%
Cal State Fullerton Philanthropic Foundation (CSFPF)		484,000		484,000	0.1%
Total, All Funds	\$ 83,375,569	\$ 8,928,694	\$ 194,910,404	\$ 579,154,714	100.0%



CALIFORNIA STATE UNIVERSITY
FULLERTON

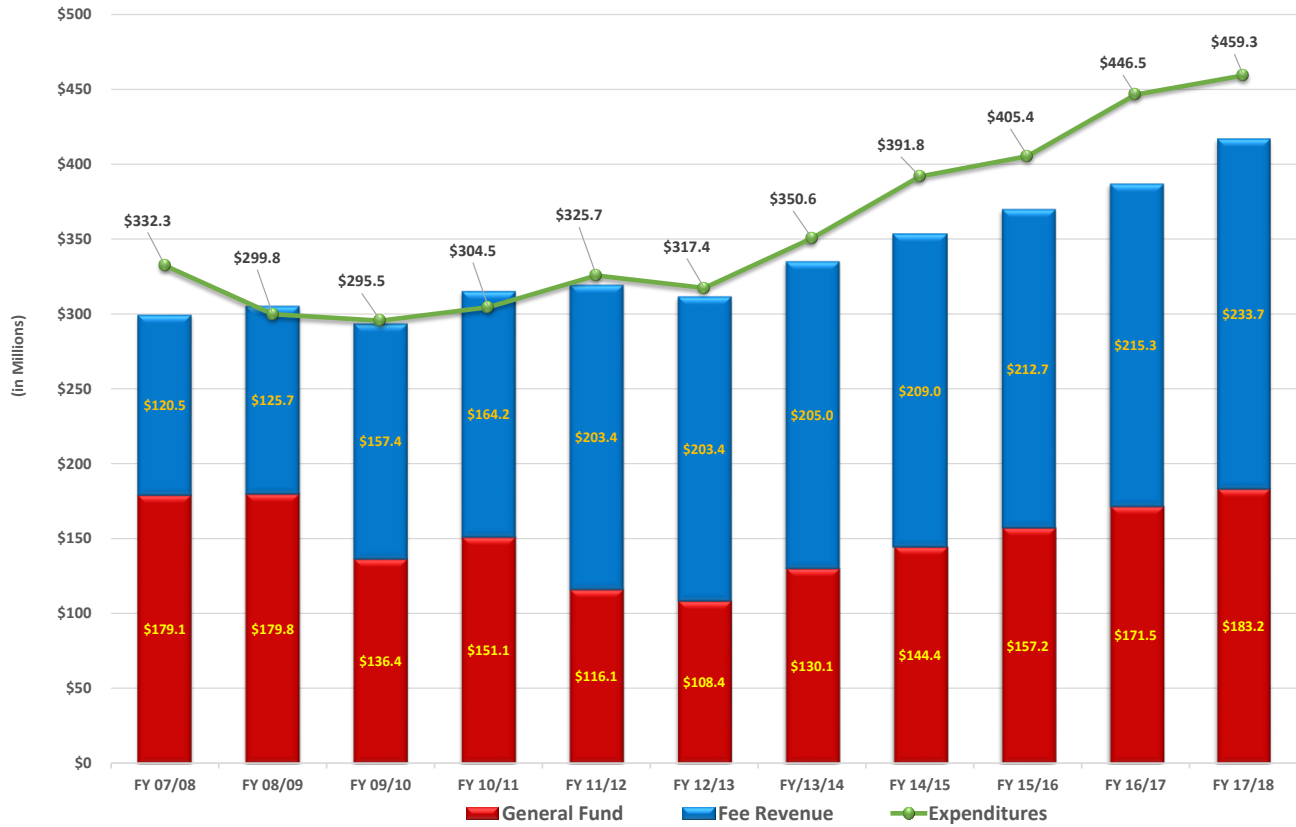
Campus General Fund and Resident Enrollment FTES
FY 2007-08 to FY 2017-18





CALIFORNIA STATE UNIVERSITY
FULLERTON

General Fund and Fee Revenue vs. Expenditures
FY 2007/08 to FY 2017/18





**2017/18 Operating Fund Budget and Actuals
by Division and Sub-Division/College - Pg 1 of 2**

Division	Sub-Div/College	Baseline Budget	Revised Budget	Actuals							
				Faculty	Faculty FTE	Dept Chair	Dept Chair FTE	MPP	MPP FTE	Staff	Staff FTE
Academic Affairs	Admissions & Records			-	-	-	-	353,700	5.42	1,033,055	26.36
Academic Affairs	Assessment&Institution_Effect			33,607	0.30	-	-	273,989	2.16	455,620	7.06
Academic Affairs	AVP Academic Programs			546,472	8.86	3,869	0.04	517,286	4.34	564,453	11.26
Academic Affairs	AVP Research & Sponsored Proj			7,499	0.07	-	-	519,025	4.33	265,646	5.54
Academic Affairs	College of Arts			10,466,239	141.60	392,393	3.27	606,168	5.42	1,664,028	32.46
Academic Affairs	College of Communications			7,677,948	112.98	474,392	5.36	422,531	3.88	539,966	12.06
Academic Affairs	College of Education			8,131,696	112.02	570,091	5.21	481,973	3.85	868,115	18.13
Academic Affairs	College of Eng & Comp Science			7,515,005	97.55	488,537	4.15	372,372	2.71	1,053,769	18.70
Academic Affairs	College of Health & Human Dev			15,868,669	234.32	807,189	7.33	385,464	2.71	1,636,415	31.83
Academic Affairs	College of Humanities & Soc Sc			27,568,230	404.81	1,434,235	13.76	724,584	5.96	1,470,484	36.47
Academic Affairs	College of Natural Sci & Math			13,381,276	192.88	651,316	5.16	369,311	2.71	2,244,907	41.54
Academic Affairs	CSF Irvine Campus			-	-	-	-	142,284	1.08	241,941	5.50
Academic Affairs	Faculty Support Services			164,798	2.11	213,782	2.17	228,346	1.83	512,130	9.26
Academic Affairs	Library			1,689,469	24.72	-	-	277,612	2.49	1,115,611	23.60
Academic Affairs	Mihaylo College of Bus & Econ			20,907,095	238.91	889,580	6.05	843,029	6.41	1,721,054	33.49
Academic Affairs	University Extended Education			-	-	-	-	511,680	5.58	741,602	14.98
Academic Affairs	VP Academic Affairs			48,095	0.65	-	-	1,235,711	9.03	1,332,983	22.00
Academic Affairs Total		149,700,392	256,076,216	114,006,098	1,571.77	5,925,383	52.48	8,265,063	69.89	17,461,779	350.20
Administration and Finance	Administration & Finance			-	-	-	-	500,082	3.87	129,086	2.17
Administration and Finance	Business & Administrative Svcs			-	-	-	-	535,502	5.50	1,628,296	28.75
Administration and Finance	Facilities Management			-	-	-	-	1,586,214	16.41	8,586,419	195.68
Administration and Finance	Internal Auditor			-	-	-	-	137,760	1.08	-	-
Administration and Finance	Resource Planning & Analysis			-	-	-	-	363,694	3.32	280,611	4.14
Administration and Finance	University Controller			-	-	-	-	831,458	8.67	1,773,716	34.01
Administration and Finance	University Police			-	-	-	-	572,930	4.42	2,753,220	38.18
Administration and Finance Total		22,764,322	42,424,795	-	-	-	-	4,527,640	43.28	15,151,349	302.92
Human Resources	Engagmt, Diversity, & Inclusion			-	-	-	-	855,085	9.58	769,962	14.43
Human Resources	Operations & Professional Dev			-	-	-	-	617,026	7.06	915,378	17.82
Human Resources	Safety and Risk Management			-	-	-	-	229,908	2.25	115,296	2.47
Human Resources	Vice President of Human Resrcr			-	-	-	-	396,471	3.17	109,107	2.38
Human Resources Total		4,745,938	7,776,710	-	-	-	-	2,098,490	22.05	1,909,743	37.11
Information Technology	Information Technology			55,195	2.17	-	-	2,240,390	18.65	6,102,118	86.42
Information Technology Total		14,551,266	21,020,416	55,195	2.17	-	-	2,240,390	18.65	6,102,118	86.42
Office of the President	President			21,650	0.19	-	-	928,403	5.89	64,984	1.08
Office of the President Total		1,781,428	2,633,052	21,650	0.19	-	-	928,403	5.89	64,984	1.08
Student Affairs	Associated Students, Inc.			-	-	-	-	-	-	-	-
Student Affairs	Athletics			1,463,430	24.47	-	-	1,627,674	14.30	1,130,041	21.95
Student Affairs	Student Affairs Sub-Division			-	-	-	-	912,856	6.43	472,159	8.91
Student Affairs	Student Engagement			-	-	-	-	848,523	9.32	815,955	15.63
Student Affairs	Student Retention			1,358,473	19.00	-	-	1,336,707	14.06	6,418,768	110.48
Student Affairs	Student Transitions			-	-	-	-	542,152	5.91	2,922,027	74.26
Student Affairs Total		22,523,091	43,468,144	2,821,903	43.48	-	-	5,267,913	50.02	11,758,950	231.24
University Advancement	Advancement			-	-	-	-	364,007	2.19	100,066	2.10
University Advancement	Advancement Operations			-	-	-	-	273,977	3.05	180,272	4.09
University Advancement	Alumni Relations			-	-	-	-	249,336	3.25	80,338	1.76
University Advancement	Central Development			-	-	-	-	1,136,685	13.05	616,205	14.60
University Advancement	College & Campaign Development			-	-	-	-	559,730	6.50	340,822	8.56
University Advancement	Government Relations			-	-	-	-	243,543	2.51	39,799	1.12
University Advancement	Strategic Communications			-	-	-	-	720,760	8.13	900,777	15.77
University Advancement Total		8,113,825	15,339,814	-	-	-	-	3,548,037	38.67	2,258,279	47.99
University Wide	All University			-	-	-	-	376,954	3.08	1,038,674	15.96
University Wide	Central Accounting & Budgeting			-	-	-	-	-	-	-	-
University Wide	Firms Program Departments			-	-	-	-	(288,184)	(2.10)	(1,384,682)	(18.25)
University Wide Total		192,690,669	135,650,098	-	-	-	-	88,770	0.98	(346,008)	(2.29)
Operating Fund Total		\$ 416,870,933	\$ 524,389,245	\$ 116,904,846	1,617.61	\$ 5,925,383	52.48	\$ 26,964,707	249.42	\$ 54,361,194	1,054.66



**2017/18 Operating Fund Budget and Actuals
by Division and Sub-Division/College - Pg 2 of 2**

Division	Sub-Div/College	Actuals								
		Student	Student FTE	Temp Help	Temp Help FTE	Overtime	Benefits	Oper Exp	Total (\$)	Total (FTE)
Academic Affairs	Admissions & Records	95,239	4.46	119,977	2.77	-	1,008,849	137,155	2,747,975	39.01
Academic Affairs	Assessment&Institution_Effect	7,642	0.37	44,707	0.88	-	403,527	66,107	1,285,199	10.77
Academic Affairs	AVP Academic Programs	128,561	5.96	61,125	1.83	-	831,466	246,068	2,899,299	32.28
Academic Affairs	AVP Research & Sponsored Proj	19,951	0.54	165,819	2.81	-	491,059	198,437	1,667,436	13.28
Academic Affairs	College of Arts	222,722	8.15	225,869	5.29	25,731	6,790,275	758,702	21,152,128	196.18
Academic Affairs	College of Communications	373,164	14.89	-	-	-	4,286,353	523,581	14,297,935	149.16
Academic Affairs	College of Education	264,557	12.62	461,136	10.07	5,990	4,758,284	1,030,758	16,572,601	161.90
Academic Affairs	College of Eng & Comp Science	513,411	20.15	193,446	4.34	-	4,716,784	763,267	15,616,590	147.61
Academic Affairs	College of Health & Human Dev	316,794	9.86	519,571	11.79	907	9,737,707	1,464,083	30,736,961	297.83
Academic Affairs	College of Humanities & Soc Sc	435,659	17.41	450,381	10.35	2,417	16,484,185	1,089,945	49,660,119	488.76
Academic Affairs	College of Natural Sci & Math	1,508,033	46.00	151,717	2.76	5,001	9,115,940	1,948,562	29,376,064	291.05
Academic Affairs	CSF Irvine Campus	29,224	1.29	82,683	1.86	-	283,801	85,096	865,030	9.73
Academic Affairs	Faculty Support Services	33,435	1.53	21,990	1.03	-	572,265	117,997	1,864,744	17.93
Academic Affairs	Library	557,904	25.28	55,978	1.08	876	1,851,457	2,725,063	8,273,969	77.16
Academic Affairs	Mihaylo College of Bus & Econ	515,624	23.28	1,276,730	29.08	1,269	12,172,874	1,903,605	40,230,860	337.21
Academic Affairs	University Extended Education	201,313	9.80	-	-	8,845	759,319	197,435	2,420,193	30.36
Academic Affairs	VP Academic Affairs	30,283	1.25	278,579	5.06	-	1,523,920	845,254	5,294,824	37.99
Academic Affairs Total		5,253,517	202.83	4,109,707	91.01	51,037	75,788,226	14,101,116	244,961,927	2,338.19
Administration and Finance	Administration & Finance	17,416	0.64	39,804	0.31	-	309,168	198,015	1,193,571	6.98
Administration and Finance	Business & Administrative Svcs	133,692	6.33	234,611	6.16	7,927	1,334,724	346,236	4,220,990	46.74
Administration and Finance	Facilities Management	246,162	11.14	373,639	9.69	657,899	6,990,639	2,760,344	21,201,316	232.92
Administration and Finance	Internal Auditor	-	-	-	-	-	67,086	6,833	211,680	1.08
Administration and Finance	Resource Planning & Analysis	-	-	-	-	-	327,000	180,553	1,151,859	7.46
Administration and Finance	University Controller	223,369	10.47	28,168	0.67	-	1,529,781	422,726	4,809,218	53.82
Administration and Finance	University Police	192,396	9.40	101,688	2.89	311,048	2,150,831	700,406	6,782,520	54.89
Administration and Finance Total		813,036	37.98	777,910	19.72	976,874	12,709,231	4,615,113	39,571,154	403.89
Human Resources	Engagmt, Diversity, & Inclusion	50,936	2.34	102,120	3.17	-	964,874	272,949	3,015,926	29.52
Human Resources	Operations & Professional Dev	49,670	2.31	30,540	0.50	3,646	872,304	176,124	2,664,686	27.69
Human Resources	Safety and Risk Management	-	-	28,657	0.46	-	197,002	23,410	594,273	5.19
Human Resources	Vice President of Human Resrcr	20,179	0.97	124,326	2.13	-	345,020	259,891	1,254,994	8.65
Human Resources Total		120,784	5.63	285,644	6.26	3,646	2,379,201	732,373	7,529,880	71.05
Information Technology	Information Technology	422,932	20.25	991,092	18.77	652	5,065,241	6,317,954	21,195,575	146.25
Information Technology Total		422,932	20.25	991,092	18.77	652	5,065,241	6,317,954	21,195,575	146.25
Office of the President	President	24,306	1.04	38,701	0.87	-	469,749	1,032,160	2,579,952	9.07
Office of the President Total		24,306	1.04	38,701	0.87	-	469,749	1,032,160	2,579,952	9.07
Student Affairs	Associated Students, Inc.	1,355	0.05	-	-	-	-	-	1,355	0.05
Student Affairs	Athletics	259,664	13.26	109,874	3.30	7,915	2,330,802	317,977	7,247,379	77.28
Student Affairs	Student Affairs Sub-Division	60	0.00	3,105	0.09	-	693,812	399,452	2,481,444	15.43
Student Affairs	Student Engagement	91,372	4.11	7,640	0.25	-	929,033	297,183	2,989,706	29.32
Student Affairs	Student Retention	1,133,291	49.87	724,099	13.68	703	5,606,416	1,378,658	17,957,113	207.10
Student Affairs	Student Transitions	503,900	22.48	205,952	6.55	1,863	2,249,873	1,125,341	7,551,110	109.21
Student Affairs Total		1,989,641	89.79	1,050,671	23.86	10,481	11,809,937	3,518,611	38,228,107	438.38
University Advancement	Advancement	3,668	0.12	10,132	0.34	360	244,497	131,812	854,541	4.75
University Advancement	Advancement Operations	-	-	1,149	0.35	-	270,159	891,927	1,617,484	7.49
University Advancement	Alumni Relations	16,245	0.83	-	0.89	146	189,115	37,559	572,739	6.73
University Advancement	Central Development	48,988	2.36	42,481	1.22	881	960,161	1,632,723	4,438,124	31.22
University Advancement	College & Campaign Development	2,806	0.14	-	-	-	494,687	360,939	1,758,984	15.19
University Advancement	Government Relations	770	0.03	-	-	-	136,842	114,568	535,522	3.66
University Advancement	Strategic Communications	11,440	0.65	-	-	-	888,382	896,773	3,418,131	24.54
University Advancement Total		83,916	4.12	53,762	2.81	1,387	3,183,843	4,066,301	13,195,525	93.58
University Wide	All University	71,096	2.81	43,702	0.49	91,901	738,196	77,841,131	80,201,655	22.33
University Wide	Central Accounting & Budgeting	-	-	-	-	-	218	20,904,993	20,905,211	-
University Wide	Firms Program Departments	(112,456)	(5.12)	(61,515)	(1.35)	(180,823)	(1,074,667)	(5,938,173)	(9,040,500)	(26.82)
University Wide Total		(41,360)	(2.32)	(17,813)	(0.86)	(88,922)	(336,252)	92,807,952	92,066,366	(4.49)
Operating Fund Total		\$ 8,666,771	359.33	\$ 7,289,674	162.44	\$ 955,155	\$ 111,069,174	\$ 127,191,580	\$ 459,328,486	3,495.94



Special and Self-Support Funds

- Student Success Initiative
- Graduation Initiative 2025
- Lottery
- University Extended Education
- Housing & Residence Life
- Parking & Transportation Services



CALIFORNIA STATE UNIVERSITY
FULLERTON

**Student Success Initiative (SSI)
FY 2017/18 Actuals**

Revenues

Student Fees 15,007,524

Total Revenues \$ 15,007,524

Expenses (by Program)

Support Academic Progress 3,474,491

Students Path to Graduation 1,443,524

Support Titan Pride 2,130,843

Student Centered Spaces 426,127

Embrace Diversity & Veterans 1,094,030

Improve Instructional Experience 3,667,107

Access Upgraded Technology 1,924,628

Total Expenses \$ 14,160,750

Net \$ 846,774



CALIFORNIA STATE UNIVERSITY
FULLERTON

**Graduation Initiative 2025
FY 2017/18 Actuals**

Revenues

Allocation	5,529,000
	<hr/>
Total Revenues	\$ 5,529,000

Expenses (Programs)

Completion Grants	208,000
Advising	306,436
Data Capabilities	214,974
Academic Remediation	13,484
Outreach	17,507
Increase Class Offering	135,122
Innovation Grants	93,710
GI 2025 Academic Preparation	143,733
High Impact Practices	46,133
DFW	26,981
First Year Experience	191,619
Other/Academic Support	241,094
	<hr/>
Total Expenses	\$ 1,638,792

Net	\$ 3,890,208
	<hr/> <hr/>



CALIFORNIA STATE UNIVERSITY
FULLERTON

Lottery Fund
FY 2017/18 Actuals

Revenues

CSU Allocation	2,563,000
CSU Allocation (specific programs)	469,268
Interest Income	16,577

Total Revenues \$ 3,048,845

Expenses

Academic Affairs	275,453
Early Assessment Program	(257)
Ed Equity Outreach HS/Comm College	10,529
Future Scholars	502,300
Information Technology	218,253
Pre-Doctoral Program	(2,000)
Student Affairs	66,053
Student Mentoring	206,624
Teacher Recruitment	78,354
University-wide	1,225,462

Total Expenses \$ 2,580,772

Net \$ 468,073



CALIFORNIA STATE UNIVERSITY
FULLERTON

**University Extended Education
FY 2017/18 Actuals**

Revenues

Special Session Degree Programs	4,101,894
Special Session Certificate Programs	396,468
Special Session Contract Programs	390
Open University	5,072,034
Special Session - Other	4,093,887
Self Support Summer	11,526,973
Regular Extension	90,975
Contract Extension	100
Certificate Program	5,191
N/C Contract Program	354,475
CEU Credits	1,308,523
Fines and Fees	12,000
Allowance for doubtful accounts	(35,137)
Income from External Investments (SWIFT)	200,278
Other Operating Revenues	31,589
Other Non-Operating Revenues	6,475
ASC: Non-Credit Programs	4,955,808

Total Revenues \$ 32,121,925

Expenses

Salaries & Wages	13,515,120
Benefits	3,102,618
Communications	66,671
Travel	31,092
State Pro Rata Charges	76,403
Contractual Services	3,560,088
Information Technology	573,366
Equipment	196
Misc. Operating Expenses	5,828,602
Operating Transfers Out	6,629,488
Expenditure Adjustments	(101,308)
ASC: Non-Credit Programs	5,390,338

Total Expenses \$ 38,672,675

Net \$ (6,550,750) ¹

¹ Net loss are due to less revenue compared to prior year (\$2.1M), Increase in Campus Partner expenditure transfer (\$2.4M) and Net loss in non-credit programs (\$0.4M)



CALIFORNIA STATE UNIVERSITY
FULLERTON

Housing & Residence Life
FY 2017/18 Actuals

Revenues

Housing Rent	21,986,262
Housing Revenue-Others	292,683
Space Rental Revenue	12,390
Food Services	6,162,401
Allowance for doubtful sales	110,115
Transfers In (Inter-agency)	35,692
Income from External Investments	583,402
Other Operating Revenues	75,167
Other Non-operating Revenues	10,207
Prior Year Revenue Adjustment	109,733
Other Federal nonoperating grants	1,202,471

Total Revenues \$ 30,580,522

Expenses

Salaries & Wages	2,195,613
Benefits	1,398,968
Communications	35,139
Utilities	643,137
Travel	37,727
State Pro Rata Charges	14,085
Contractual Services	7,242,468
Information Technology	63,608
Services from Other Funds/Agencies	14,319
Equipment	8,825
Misc. Operating Expenses	3,133,675
Operating Transfers Out	12,735,275

Total Expenses \$ 27,522,838

Net

\$ 3,057,684



CALIFORNIA STATE UNIVERSITY
FULLERTON

Parking & Transportation Services
FY 2017/18 Actuals

Revenues

Parking Permits	10,627,608
Parking Coin Gates	2,239,036
Parking Fines	1,082,786
Income from External Investments	205,088
Allowance for doubtful other operating revenues	(47,589)
Transfers In (Inter-agency)	32,998
Prior Year Revenue Adjustment	4,176
Other Federal nonoperating grants	300,492

Total Revenues \$ 14,444,595

Expenses

Salaries & Wages	1,760,308
Benefits	874,410
Communications	40,922
Utilities	244,810
Travel	4,049
State Pro Rata Charges	14,085
Contractual Services	1,978,815
Information Technology	157,625
Services from Other Funds/Agencies	11,396
Equipment	359,589
Misc. Operating Expenses	5,373,608
Operating Transfers Out	4,591,871

Total Expenses \$ 15,411,486

Net \$ (966,891)¹

¹ Net loss due to encumbrance of contractual services expenditure



Auxiliary Organizations

- Auxiliary Services Corporation
- Associated Students, Inc.
- Titan Student Center
- Instructionally Related Activities
- Cal State Fullerton Philanthropic Foundation



CALIFORNIA STATE UNIVERSITY
FULLERTON

Auxiliary Services Corporation
FY 2017/18 Actuals

Revenues

Enterprise Activities	
Sales	20,052,056
Commissions Income	1,211,624
General Activities	
Administrative Services	3,872,881
Investment/Interest Income	275,315
Rental Income	10,461,713
Net Unrealized & realized gains (losses) on investments	826,801
	<hr/>
Total Revenues	\$ 36,700,390

Expenses

Salaries & Wages	7,550,559
Benefits	1,696,940
Operating Expenses	13,799,978
Cost of Goods Sold	11,815,878
	<hr/>
Total Expenses	\$ 34,863,355

Net **\$ 1,837,035**



CALIFORNIA STATE UNIVERSITY
FULLERTON

Associated Students, Inc.
FY 2017/18 Actuals

Revenues

Student activity fees	6,057,311
General operations	2,018,159
Program revenue	755,140
Investment income	272,216
Grants - Children's Center	554,859
Net assets released from restrictions	<u>14,000</u>

Total Revenues \$ 9,671,685

Expenses

General operations	9,088,613
Depreciation expense	<u>4,920</u>

Total Expenses \$ 9,093,533

Net \$ 578,152



CALIFORNIA STATE UNIVERSITY
FULLERTON

**Titan Student Center
FY 2017/18 Actuals**

Revenues

Student activity fees	8,100,000
General operations	1,443,746
Investment income	<u>42,518</u>

Total Revenues \$ 9,586,264

Expenses

General operations	9,538,462
Depreciation expense	<u>122,152</u>

Total Expenses \$ 9,660,614

Net \$ (74,350)¹

¹ Net loss due to higher than anticipated general operations expenditure



CALIFORNIA STATE UNIVERSITY
FULLERTON

**Instructionally Related Activities
FY 2017/18 Actuals**

Revenues

IRA Fees	2,908,279
Income from Investments	<u>40,738</u>

Total Revenues \$ 2,949,017

Expenses

IRA Programs	<u>2,499,620</u>
--------------	------------------

Total Expenses \$ 2,499,620

Net \$ 449,397



CALIFORNIA STATE UNIVERSITY
FULLERTON

**Cal State Fullerton Philanthropic Foundation
FY 2017/18 Actuals**

Revenues

Investment Income	655,767
Other income (expense)	<u>(99,884)</u>

Total Revenues \$ 555,883

Expenses

General and Administrative Expenses	<u>410,870</u>
-------------------------------------	----------------

Total Expenses \$ 410,870

Net

\$ 145,013



Appendix

- 2017-18 General Fund Allocation Per Budgeted FTES
- Glossary of Budget/Finance Related Terms



CALIFORNIA STATE UNIVERSITY
FULLERTON

**California State University, Fullerton
2017-18 General Fund Allocation Per Budgeted FTES**

Campus	2017-18 General Fund Allocation	FTES Target	Dollar Average Per FTES
Fullerton	\$183,192,661	28,937	\$6,331
Sacramento	\$156,939,837	23,077	\$6,801
Long Beach	\$197,659,136	28,963	\$6,825
San Francisco	\$166,298,859	24,099	\$6,901
San Jose	\$157,204,282	22,747	\$6,911
San Diego	\$190,147,596	27,404	\$6,939
Northridge	\$195,574,096	27,139	\$7,206
San Bernardino	\$111,594,408	15,400	\$7,246
Pomona	\$141,255,342	18,714	\$7,548
Chico	\$115,826,232	15,250	\$7,595
East Bay	\$94,305,361	12,332	\$7,647
Fresno	\$149,531,532	19,265	\$7,762
San Luis Obispo	\$132,894,468	17,020	\$7,808
Dominguez Hills	\$86,464,352	10,825	\$7,987
Los Angeles	\$144,261,339	18,005	\$8,012
Sonoma	\$68,002,883	8,244	\$8,249
San Marcos	\$81,836,552	9,281	\$8,818
Stanislaus	\$67,600,147	7,631	\$8,859
Bakersfield	\$69,947,309	7,777	\$8,994
Humboldt	\$78,659,510	7,603	\$10,346
Monterey Bay	\$73,335,783	5,836	\$12,566
Channel Islands	\$76,116,910	5,789	\$13,149
Maritime	\$31,552,176	1,418	\$22,251



Glossary of Budget/Finance Related Terms

Base Budget: Permanent operating budget given to a unit to continuously carry out the basic, ongoing CSUF mission from one fiscal year to another.

Benefits: Commonly known as staff or employee benefits, i.e.: Social Security (OASDI), retirement (PERS), health coverage, dental coverage, vision, etc. The benefits available to an individual are dependent upon the negotiated contract of each employee's collective bargaining unit.

Fiscal Year: For the State of California, and therefore the CSU and CSUF, the fiscal year begins on July 1 and ends on June 30.

Fund: Per Executive Order 1000, a "Fund" is defined as a fiscal and accounting entity with a self-balancing set of accounts recording cash and other financial resources, all related liabilities, and residual equities or balances, and changes therein, which are segregated for the purpose of carrying on specific activities or attaining certain objectives.

Graduation Initiative 2025: Initiative to increase graduation rates for all CSU students while eliminating opportunity and achievement gaps (<https://www2.calstate.edu/csu-system/why-the-csu-matters/graduation-initiative-2025/>).

Lottery Fund: A portion of the California State Lottery proceeds is directed to the CSU and is then distributed by the Chancellor's Office to campuses.

Operating Fund: The Operating Fund became the University's principal operating fund in 2006/07. It consists of the State Appropriation, as allocated from the Chancellor's Office, University Fees, and other student fees.

Student Success Initiative: Presents an exciting opportunity to enrich Cal State Fullerton students' experiences and enhance their success (<http://success.fullerton.edu/>).

Tuition Fee: In November 2010, the Board of Trustees voted to rename the State University Fee (SUF) the Tuition Fee. All students, resident and non-resident, pay the Tuition Fee.